



# CHEF DE COCINA INTERNACIONAL

Técnico Superior Universitario

BASIC ENGLISH.

Teacher: Leticia Rivera

La reproducción parcial o total de esta obra, incluida la portada y su transmisión por cualquier medio requieren la autorización previa de la Academia de Arte Culinaria Internacional y es única y exclusivamente para uso de alumno que esté tomando curso en la institución educativa. En caso contrario, la reproducción total o parcial de este, representa un acto de piratería perseguido por la ley penal.

## INDEX:

1. Personal pronouns, object pronouns.
2. Possessive pronouns and adjective pronouns.
3. Reflexive pronouns and demonstrative pronouns.
4. Pronouns review and extensive activities.
5. Unit 1 A “Say your name and country”.
6. Unit 1 B “Talk about people you know”.
7. Unit 1 C “Meet and greeting new people”
8. Unit 1 Review and extra activities.
9. Unit 2 A “Talk about your hometown”.
10. Unit 2B “Talk about possessions and common objects”.
11. Unit 2 C “Ask and give personal information”.
12. Unit 2 Review and extra activities.
13. Unit 3A “Say what you eat and drink”.
14. Unit 3B “ Talk about food and drinks”.
15. Unit 3C “Order and pay in a café”.
16. Unit 3 Review and extra activities.
17. Unit 4 A “Talk about your life and ask about others”:
18. Unit 4B “Talk about your family”.
19. Unit 4C “ Ask and talk about photos”.
20. Unit 4 Review and extra activities.



# Class 1: Personal and Object pronouns.

we ze elle sie me on  
them s/he him hir  
you s/he him hir  
hers she they her ti theirs  
zir she they her ti theirs  
co heirs his

zirs she they her ti theirs  
co heirs his

# Personal pronouns:

Personal or Subject pronouns.		Example:	Spanish:
I	yo	I am ill.	Yo estoy enfermo.
You	tú, usted	<b>You</b> are tall.	Tú eres alto. / Usted es alto.
He	él	<b>He</b> is handsome.	Él es guapo.
She	ella	<b>She</b> is pretty.	Ella es guapa.
It	Eso o ello (neutro)	<b>It</b> is cold today.	Hoy hace frío.
We	nosotros	<b>We</b> are tired.	Nosotros estamos cansados.
You	vosotros, ustedes	<b>You</b> are kind.	Ustedes son amables.
They	ellos, ellas	<b>They</b> are at the cinema.	Ellos están en el cine.


**NOTE:** We always use personal pronouns **BEFORE** the verb.



# Use the correct pronoun:

1. To talk to your female teacher, use \_\_\_\_\_.
2. To talk **about** your female teacher, use \_\_\_\_\_.
3. To talk to a young boy, use \_\_\_\_\_.
4. To talk **about** a young boy, use \_\_\_\_\_.
5. To talk to your teachers (both male and female), use \_\_\_\_\_.
6. To talk **about** your female teachers, use \_\_\_\_\_.
7. To talk to a group of your male friends (in Spain), use \_\_\_\_\_.
8. To talk to your boss, use \_\_\_\_\_.
9. To talk to your aunt and uncle (in Mexico), use \_\_\_\_\_.
10. To talk **about** yourself, use \_\_\_\_\_.
11. To talk to your little sister, use \_\_\_\_\_.
12. To talk **about** your female cousins (in Mexico), use \_\_\_\_\_.
13. To talk **about** your parents, use \_\_\_\_\_.
14. To speak **about** a group of people (male and female) of which you are a part, use \_\_\_\_\_.

Male



Female

# Object pronouns:

Object Pronouns		Ejemplo	Traducción ejemplo
Me	a mí	Can you help <b>me</b> ?	¿Puedes ayudarme?
You	a tí, a usted	I can help <b>you</b> .	Puedo ayudarte.
Him	a él	Help him, please.	Ayúdalo por favor.
Her	a ella	Help <b>her</b> .	Ayúdala.
It	a ello, a eso	look at <b>it</b> .	Míralo.
Us	a nosotros	Can you help <b>us</b> ?	¿Nos puedes ayudar?
You	a ustedes	I help <b>you</b> .	Les ayudo.
Them	a ellos	I can help <b>them</b> .	Yo les puedo ayudar.

**NOTE:** We always use object pronouns **AFTER** the verb.

# Use the correct pronoun:

1 It's a great song. I love .

2 We can't speak Italian very well. Can you help ?

3 The phone's ringing! Can you answer ?

4 I often call Ellie, but she hardly ever calls .

5 Can you go to the boss's office? She wants to see .

6 Where are my keys? I can't find .

7 Hello again! Do you remember ? My name's Matt.

8 Lorna's in love with Nick, but he isn't in love with .

9 Is Kate's boyfriend nice? I don't know .

10 A What do you think of these shoes? B I don't like . They're a horrible color.

# Use the correct pronoun (Subject or object):

she

her

he

him

it

we

us

they

them

- Replace the underlined words with the appropriate pronouns in the box. Use capital letters when necessary.

*him*

1. I saw Mr. Brown this morning and gave Mr. Brown my homework.
2. John likes computer games but he doesn't play computer games very often.
3. Neil Armstrong was born in 1930. Neil Armstrong landed on the moon in 1969.
4. Penguins don't live near the North Pole. Penguins live near the South Pole.
5. My aunt lives in Toronto but my aunt often comes to visit my family and me.
6. If you have your ticket, you can give your ticket to that man over there.
7. First, my friend and I went shopping. Later, my friend and I went home.
8. Where was Sarah? I didn't see Sarah at the party last week.
9. John is a really nice guy. I like John a lot.
10. The planet Mars has two moons. The two moons are both very small.
11. I really liked the cake. Unfortunately, I didn't have time to finish the cake.
12. Suzy and I paid for the meal but the waiter forgot to bring Suzy and me the food.

# Class 2: Possessive adjectives and possessive pronouns.



Possessive Adjective	Possessive Pronoun
My	Mine
Your	Yours
His/Her/Its	His/Hers/Its

# Possessive adjectives:

Possessive adjectives:		Example:	Spanish:
<b>My</b>	mi, mis	This is <b>my</b> book.	Este es mi libro.
<b>Your</b>	tu, tus (de ti) / su, sus (de usted)	This is <b>your</b> notebook.	Este es tu cuaderno.
<b>His</b>	su, sus (de él)	This is <b>his</b> uniform.	Este es su uniforme.
<b>Her</b>	su, sus (de ella)	This is <b>her</b> computer.	Esta es su computadora.
<b>Its</b>	su, sus	This is my cell phone, this is <b>its</b> case.	Este es mi celular, y ésta es su funda.
<b>Our</b>	nuestro/a, nuestros/as	These are <b>our</b> suitcases.	Estas son nuestras maletas.
<b>Your</b>	su, sus (de ustedes)	This is <b>your</b> virtual classroom.	Este es su salón virtual.
<b>Their</b>	su, sus (de ellos)	These are <b>their</b> tools.	Estos son sus herramientas.

**NOTE:** Possessive adjectives modify nouns; they are **always** followed by a noun.

# Use the correct pronoun:

What's	my your his her its our their	name?
This is		house.

What's = What is

- *Fill in the blanks below to complete the sentences. Use the words in the above box.*

1. Where is \_\_\_\_\_ classroom? We can't find it.
2. Susan, is that \_\_\_\_\_ pen on the table?
3. A: What is \_\_\_\_\_ name? B: My name is Thomas.
4. I think this is \_\_\_\_\_ book. She dropped it on the floor.
5. \_\_\_\_\_ names are Kevin and Stewart. They are my friends.
6. He forgot to write \_\_\_\_\_ name on the test!
7. A: What is your phone number? B: \_\_\_\_\_ phone number is 555-9826.
8. Did the cat eat all of \_\_\_\_\_ food?
9. The children are crying because they can't find \_\_\_\_\_ toys.
10. Mariam and Jennifer like \_\_\_\_\_ new teacher.



# Possessive pronouns:

Possessive pronouns		Example:	Spanish:
<b>Mine</b>	mío/s, mía/s	This book is <b>mine</b> . This is <b>mine</b> .	Este libro es mío. Este es mío.
<b>Yours</b>	tuyo/s, tuya/s, suyo/s, suya/s	This notebook is <b>yours</b> . This is <b>yours</b> .	Este cuaderno es tuyo. Este es tuyo.
<b>His</b>	suyo/s, suya/s (de él)	This uniform is <b>his</b> . This is <b>his</b> .	Este uniforma es de él. Este es de él.
<b>Hers</b>	suyo/s, suya/s (de ella)	The computer is <b>hers</b> . This is <b>hers</b> .	La computadora es de ella. Esta es de ella.
<b>Its</b>	su, sus	This is <b>its</b> case. ( cell phone case)	Esta es su funda. (del celular)
<b>Ours</b>	nuestro/s, nuestra/s / de nosotros.	The suitcases are ours. These are <b>ours</b> .	Las maletas son nuestras. Estas son nuestras.
<b>Yours</b>	suyo/s, suya/s / de ustedes.	This virtual classroom is <b>yours</b> . This is <b>yours</b> .	Este es su salón virtual. Este es de ustedes.
<b>Theirs</b>	suyo/a, suyos/as /de ellos.	The tools are <b>theirs</b> . These are <b>theirs</b>	Las herramientas son de ellos. Estas son de ellos.

**NOTE:** Possessive pronouns can act as objects; they are **NOT** followed by a noun.

# Use the correct pronoun:

SUBJECT PRONOUNS	POSSESSIVE PRONOUNS
<ul style="list-style-type: none"><li>● <i>I</i> have a bicycle.</li><li>● <i>You</i> have a bicycle.</li><li>● <i>He</i> has a bicycle.</li><li>● <i>She</i> has a bicycle.</li><li>● <i>It</i> has a bicycle.</li><li>● <i>We</i> have a bicycle.</li><li>● <i>They</i> have a bicycle.</li></ul>	<ul style="list-style-type: none"><li>● The bicycle is <i>mine</i>.</li><li>● The bicycle is <i>yours</i>.</li><li>● The bicycle is <i>his</i>.</li><li>● The bicycle is <i>hers</i>.</li><li>● X</li><li>● The bicycle is <i>ours</i>.</li><li>● The bicycle is <i>theirs</i>.</li></ul>

- *Fill in the blanks below to complete the sentences. Use the words in the above box.*

1. We bought that house last year. It is \_\_\_\_\_.
2. This car belongs to Mr. and Mrs. Smith. It is \_\_\_\_\_.
3. I think I saw John drop this pen. I think it is \_\_\_\_\_.
4. This book is \_\_\_\_\_. It has my name on it.
5. My brother and I made that chair. It's \_\_\_\_\_.
6. Excuse me. This phone is \_\_\_\_\_. You forgot to take it with you.
7. Her sister drew the picture. It's \_\_\_\_\_.
8. The little boy shouted, "Give the ball to me! It's \_\_\_\_\_!"
9. That's \_\_\_\_\_. We bought it last night at the department store.
10. The bicycles were \_\_\_\_\_, so they rode them home after school.

Use the correct pronoun: subject, object, possessive adjective or possessive pronoun.

1. My sister bought that new car last week. That car is ....  
a) his  
b) hers  
c) her
2. The blue car isn't my sister's car. The green one is ... car.  
a) her  
b) she  
c) hers
3. Excuse me. Have you seen ... cell phone? I lost it.  
a) my  
b) mine  
c) me
4. That dog belongs to my neighbor. It's ... dog.  
a) our  
b) their  
c) his
5. Is this ... pen? Does it belong to you?  
a) you  
b) yours  
c) your
6. No, that's not .... That pen is blue. My pen is green.  
a) my  
b) mine  
c) me
7. ... home is located downtown, so it's close to my work.  
a) We  
b) Ours  
c) Our
8. My brother doesn't like ... new job because it's very boring.  
a) his  
b) its  
c) he
9. The cat was hungry and tired, so it ate all ... food and fell asleep.  
a) its  
b) it's  
c) it
10. It's not theirs, it's .... We bought it yesterday.  
a) our  
b) them  
c) ours
11. What time does ... English class begin?  
a) yours  
b) you  
c) your
12. ... friend is over there by the cafeteria. Can you see him?  
a) Me  
b) My  
c) Mine
13. Her friend says it's ..., but I think it belongs to them.  
a) her  
b) his  
c) our
14. What do you like to do in ... free time?  
a) your  
b) yours  
c) ours
15. I don't think that sandwich is mine. I think it's ....  
a) her  
b) yours  
c) their
16. Is it his, hers, yours, ours, or ...? I really don't know!  
a) they  
b) theirs  
c) them

# Class 3: Reflexive and Demonstrative pronouns.



# Reflexive pronouns:

Pronombres reflexivos		Ejemplo	Traducción ejemplo
<b>Myself</b>	yo mismo, conmigo mismo.	I saw it <b>myself</b> . I'm angry with <b>myself</b> .	Yo mismo lo vi. Estoy enojado conmigo mismo.
<b>Yourself</b>	tú mismo, usted mismo.	Be careful!: Don't burn yourself. Don't cut yourself.	¡No te quemes!- ¡No te cortes!
<b>Himself</b>	él mismo, a sí mismo	He hurt <b>himself</b> .	Se lastimó él mismo.
<b>Herself</b>	ella misma, a sí misma	She did it <b>herself</b> .	Lo hizo ella misma.
<b>Itself</b>	Ese, esa, ella o él mismo.(objetos)	The TV turns off <b>itself</b> .	La TV se apaga por ella misma.
<b>Ourselves</b>	nosotros mismos	We made it <b>ourselves</b> .	Lo hemos hecho nosotros mismos.
<b>Yourselves</b>	vosotros mismos, ustedes mismos	Did you make the pizza <b>yourselves</b> ?	¿Ustedes hicieron la pizza?
<b>Themselves</b>	ellos mismos	They were speaking to themselves.	Ellos hablaban consigo mismos.

We use reflexive pronouns to emphasise the person or thing we are referring to.



PRONOUNS	REFLEXIVE PRONOUNS
I	MYSELF
YOU	YOURSELF
HE	HIMSELF
SHE	HERSELF
IT	ITSELF
WE	OURSELVES
YOU	YOURSELVES
THEY	THEMSELVES

\* We use a reflexive pronoun after the verb when the subject and the object are the same person

Don't cut yourself with the knife.

\* We don't usually use "myself, yourself..." with the verbs wash, shave, and dress. But we use reflexive pronouns with wash and dress when we talk about small children and also animals.

Carol can dress herself in spite of the fact that she is only two years old.

\* These verbs are often reflexive: "teach, look at, kill, introduce, hurt, help, enjoy, cut, burn, behave"

\* If you use "by" before reflexive pronouns it means "alone"

I went on holiday **by myself**

I went on holiday **alone**



# Use the correct pronoun:

I		myself.
You		yourself.
He		himself.
She		herself.
It		itself.
You (plural)		yourselves.
We		ourselves.
They		themselves.

We use a reflexive pronoun to refer back to the subject of the sentence or clause. Reflexive pronouns end in "-self" (singular) or "-selves" (plural).

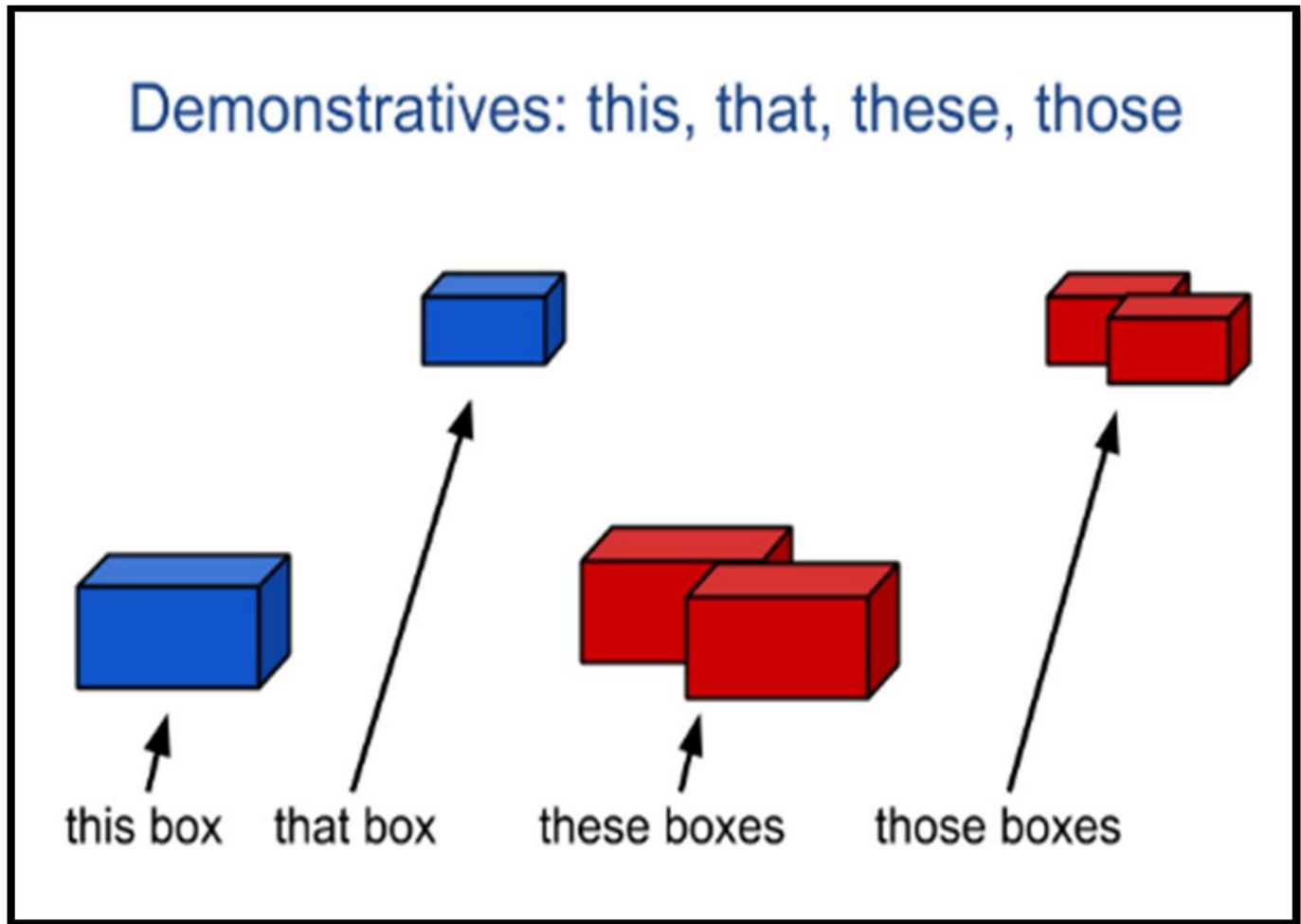
We can also use reflexive pronouns for emphasis (as "intensive pronouns"). For example, "*I did the homework myself*" emphasizes the fact that nobody helped me to do my homework.

- Complete each of the sentences below.

1. My brother likes to practice his English by talking to himself.
2. James wasn't careful and he cut \_\_\_\_\_ with a knife.
3. My sister and I looked at \_\_\_\_\_ in the mirror.
4. The repair shop was closed, so I fixed the car \_\_\_\_\_.
5. Did you enjoy \_\_\_\_\_ at the party last night?
6. Cats can get clean by licking \_\_\_\_\_.
7. (A) Did the cleaners cleaned the house? (B) No, I did it \_\_\_\_\_!
8. Mr. Smith burned \_\_\_\_\_ while he was cooking.
9. He dried \_\_\_\_\_ after he took a shower and went downstairs.
10. Can you teach \_\_\_\_\_ to play the piano?



# Demonstrative pronouns:



<https://www.youtube.com/watch?v=BcxmWhY-zx8>

# THIS / THAT / THESE / THOSE

1

\_\_\_ are Tiffany's sunglasses.



2

\_\_\_ is Mr. Powell's favourite tie.



3

\_\_\_ is a traditional skirt in our country.



4

Are \_\_\_ green socks yours?



5

Whose is \_\_\_ t-shirt?



6

I want to buy a pair of \_\_\_ trousers.



7

\_\_\_ shorts are suitable for swimming.



8

\_\_\_ shirt looks very old. Buy a new one.



9

\_\_\_ sweater keeps me warm in winter.



10

My daughter wants \_\_\_ pink and yellow dress.



11

Mr. Hunter wears \_\_\_ boots all day.



12

Look! \_\_\_ mittens are really cool.



13

\_\_\_ elegant jacket is Joey's.



14

Wear \_\_\_ cardigan before you go out.



15

Take \_\_\_ trainers for the PE lesson.



16

I'll buy \_\_\_ blouse for my mother.



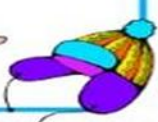
17

Whose are \_\_\_ blue gloves?



18

\_\_\_ hat looks funny. Try another one.



19

\_\_\_ jeans look perfect on you.



20

\_\_\_ shoes are too small for me.





# THIS / THAT / THESE / THOSE

1  
\_\_\_\_\_ the  
Christmas card we  
got from our  
friends.



2  
\_\_\_\_\_ my little  
cousin's favourite  
building  
blocks.



3  
\_\_\_\_\_ my  
brother's  
coloured  
pencils.



4  
\_\_\_\_\_ a  
deckchair  
I use to  
sunbathe.



5  
\_\_\_\_\_ my  
favourite  
blue jeans.



6  
\_\_\_\_\_ the only  
Spanish books I  
have.



7  
\_\_\_\_\_ a nice  
watering can  
I bought  
last week.



8  
\_\_\_\_\_ Linda's  
silk scarf she bought  
in London.



9  
\_\_\_\_\_ orange  
tulips. My  
mum's  
favourite.



10  
\_\_\_\_\_ a  
basket full of juicy  
apples.



11  
\_\_\_\_\_ my  
sister's new  
guitar.



12  
\_\_\_\_\_ new  
basketballs the  
teacher has  
brought  
today.



13  
\_\_\_\_\_ a vase  
my grandma got  
for her  
birthday.



14  
\_\_\_\_\_ my  
new skis I'm  
going to use this  
winter.



15  
\_\_\_\_\_ my dad's  
pins that he  
uses at work.



16  
\_\_\_\_\_ our new  
computer.



17  
\_\_\_\_\_ my toy  
soldiers I like  
to play  
most.



18  
\_\_\_\_\_ Mike's  
tortoise, Iggy.



19  
\_\_\_\_\_ beautiful  
butterflies that  
are flying  
over me.



20  
\_\_\_\_\_ my  
leather belt I worn  
with jeans yesterday.



21  
\_\_\_\_\_ Maggie's  
key ring she lost last  
week.



22  
\_\_\_\_\_ my  
favourite  
teddy.



23  
\_\_\_\_\_ blue  
envelopes I'm going  
to use  
today.



24  
\_\_\_\_\_ my mum's  
handbag I  
gave her last  
Christmas.



# Class 4: Review and extensive activities.




# Personal pronouns with the verb “to be”

Present	Past	Future
I am / I'm	I was	I will be
You are / You're	You were	You will be
He is / He's	He was	He will be
She is/ She's	She was	She will be
It is / It's	It was	It will be
We are/ We're	We were	We will be
You are / You're	You were	You will be
They are/ They're	They were	They will be

Subject pronouns	Object Pronouns	Possessive Adjectives	Possessive Pronouns	Reflexive Pronouns
I	Me	My	Mine	Myself
You	You	Your	Yours	Yourself
He	Him	His	His	Himself
She	Her	Her	Hers	Herself
It	It	Its	Its	Itself
We	Us	Our	Ours	Ourselves
You	you	Your	Yours	Yourselves
They	Them	Their	Theirs	Themselves

**Singular**




**This is an apple.**




**That is an apple.**

**Plural**



**These are apples.**



**Those are apples.**



**A. Insert the missing pronoun.**

1. \_\_\_\_\_ washed myself.
2. \_\_\_\_\_ looked at himself in the mirror.
3. \_\_\_\_\_ didn't hurt herself.
4. \_\_\_\_\_ burnt yourselves with the candles.
5. \_\_\_\_\_ enjoyed themselves at the party.
6. \_\_\_\_\_ fell off the ladder and hurt himself.
7. \_\_\_\_\_ only think about yourself.
8. Sometimes \_\_\_\_\_ talk to myself.
9. \_\_\_\_\_ cut herself with a knife.
10. \_\_\_\_\_ behaved ourselves at school.
11. \_\_\_\_\_ live by yourself.
12. \_\_\_\_\_ went to Paris by themselves.
13. \_\_\_\_\_ paid for myself.
14. \_\_\_\_\_ travelled by ourselves.
15. \_\_\_\_\_ did the homework by herself.
16. \_\_\_\_\_ have to behave yourselves.
17. \_\_\_\_\_ did it by myself.
18. \_\_\_\_\_ shaved himself.

**B. Fill in the blanks with the right reflexive pronoun.**

1. I am angry with \_\_\_\_\_.
2. Peter lost \_\_\_\_\_ in the jungle.
3. Mary looked at \_\_\_\_\_ in the mirror.
4. Help \_\_\_\_\_!
5. We burnt \_\_\_\_\_ when we were cooking.
6. My father shaves \_\_\_\_\_ every morning.
7. You only think about \_\_\_\_\_.
8. They enjoyed \_\_\_\_\_ last summer.
9. I don't recognize \_\_\_\_\_.
10. We must do things by \_\_\_\_\_.
11. I would like to live by \_\_\_\_\_.
12. Mary behaved \_\_\_\_\_ this time.
13. We fell off the tree and we hurt \_\_\_\_\_.
14. Many people enjoy \_\_\_\_\_ playing video games.
15. Goodbye! Be careful! Don't hurt \_\_\_\_\_.
16. We had a great time! We enjoyed \_\_\_\_\_ very much.

Complete the sentences with the right pronoun (subject pronoun, possessive pronoun, possessive adjective, object pronoun, reflexive pronoun)

1. ... don't understand. (I)
2. ... garden is bigger than ... (they/we)
3. ... telephoned yesterday. (she)
4. ... think ... doesn't like ... .(I/he/I)
5. Are you talking to ...? (I)
6. Are you talking to ... ? (she)
7. Do they like ..... new house? (she)
8. Don't ask ..... ; ask ..... (I/she)
9. Don't ask .....; ..... doesn't know. (She/she)
10. Excuse me, those are ... seats. (we)
11. Has the dog had ... food? (it)
12. Hasn't ..... arrived yet? (she)
13. Have you got ..... passport? (you)
14. Have you got ..... pen or would you like to borrow ...? (you/I)
15. Have you met ..... teacher? (they)
16. He forgot ..... keys. (he)
17. I don't like ..... teacher. (we)
18. I don't think it's ... room, I think it's ..... (you/they)



## CAN DO OBJECTIVES

- Say your name and country
- Talk about people you know
- Meet and greet new people

# UNIT 1

## Hello!





# 1A I'm from Mexico

Learn to say your name and country

**G** be: I / you / we

**V** Countries

## 1 READING AND GRAMMAR

be: I / you / we positive and questions

- a** **1.4** Listen. Then say *Hi, I'm ...* or *Hello, I'm ...* and say your name.



Hi, I'm Ruben.



Hello, I'm Harumi.

- c** Complete the sentences in the table.

I / we	you
I _____ Camila. (= I am ...)	_____ you from England?
We _____ from the USA. (= we are ...)	How _____ you?

- d** Now go to Grammar Focus 1A Part 1 on **p.114**

## e Sound and spelling Long and short sounds

- 1 **1.9** Listen to the words. Notice the long (—) and short (^) sounds.

a I'm      b We're      c from      d the

- 2 Practise saying the words.

## f Practise the conversations in 1b.

- 1 Work in pairs. Practise Conversation 1.
- 2 Work in groups of three. Practise Conversation 2.
- 3 Work with a new partner. Practise Conversation 3.

- g** Practise the conversations in 1b again. Use your own name.

- b** **1.5** Read and listen to conversations 1–3. Match the conversations with groups of people a–c in the picture below.

# Grammar Focus

## 1A be: I / you / we



### Part 1: Positive and questions

1.6

	Positive (+)
I	<i>I'm fine.</i>
you	<i>You're right.</i>
we	<i>We're from the USA.</i>
you	<i>You're John and Hannah.</i>



**Tip**  
 I am → I'm  
 You are → You're  
 We are → We're

1.8

	Wh- questions (?)
I	<i>Where am I?</i>
you	<i>How are you?</i>
we	<i>Where are we?</i>
you	<i>Where are you?</i>

1.7

	Yes/No questions (?)	Short answers
I	<i>Am I at home?</i>	<i>Yes, I am. No, I'm not.</i>
you	<i>Are you OK?</i>	<i>Yes, you are. No, you aren't.</i>
we	<i>Are we in London?</i>	<i>Yes, we are. No, we aren't.</i>
you	<i>Are you students?</i>	<i>Yes, you are. No, you aren't.</i>

*Are you from Spain?* NOT ~~*You are from Spain?*~~  
 Yes, *I am*. NOT ~~*Yes, I'm.*~~

### Part 2: Negative

1.11

	Negative (-)
I	<i>I'm not from Italy.</i>
you	<i>You aren't a teacher.</i>
we	<i>We aren't from the USA.</i>
you	<i>You aren't teachers.</i>



**Tip**  
 I am not → I'm not  
 You are not → You're not  
 We are not → We're not

*I'm not from Brazil.* NOT ~~*I amn't from Brazil.*~~





V Hi, I'm Vilma. What's your name?  
C I'm Camila.  
V Hi, Camila. Nice to meet you.

H Hello, I'm Harumi.  
K Hi. I'm Katy.  
P And I'm Paul. Hi.  
H Are you from England?  
P No, we're from the USA.

L Hi, Ruben. How are you?  
R Hi, Li. I'm fine. How are you?  
L Fine, thanks.



## 2 LISTENING AND GRAMMAR *be: I / you / we negative*

-  **a**  **1.10** Read and listen to the conversation. Choose the correct answers.

**CLARA** Are you Sasha?

**SASHA** Yes, that's right.

**CLARA** Hi, I'm Clara.

**SASHA** Oh, hi. Are you a student here?

**CLARA** No, I'm not a student. I'm your teacher!

**SASHA** Oh ... sorry.

- 1 Sasha is:  
a a student.    b a teacher.
- 2 Clara is:  
a a student.    b a teacher.

-  **b** Complete the sentences in the table.

Positive (+)	Negative (-)
I'm _____ a student. (= <i>I am</i> )	I'm _____ a student. (= <i>I am not</i> )
We _____ from England. (= <i>we are</i> )	We <u>aren't</u> from England. (= <i>we are not</i> )

- c**  Now go to Grammar Focus 1A Part 2 

- d** Read the sentences. Make them true for you.

- |                     |                     |
|---------------------|---------------------|
| 1 I'm a student.    | 4 I'm Laura.        |
| 2 We're teachers.   | 5 We're from Tokyo. |
| 3 I'm from England. |                     |

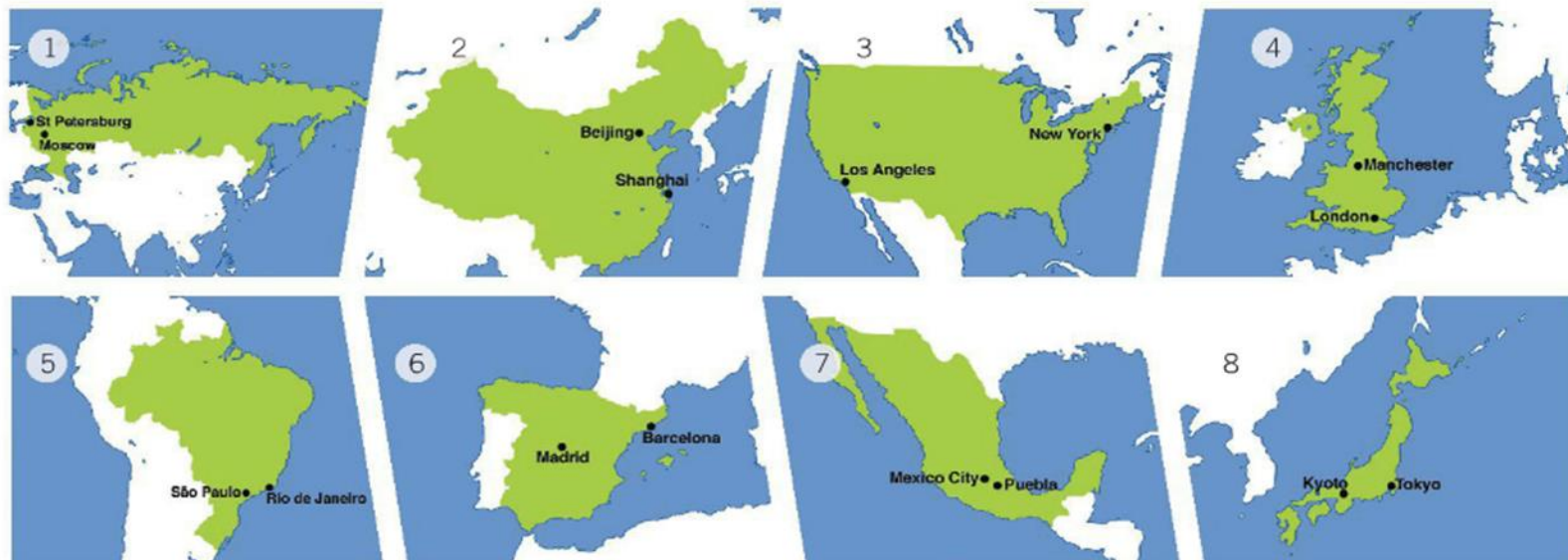
- e**  Tell a partner your sentences in 2d. Are they the same?



### 3 VOCABULARY AND READING Countries

**a** **1.12** Match the countries in the box with maps 1–8. Listen and check.

the UK   China   the USA   Spain   Japan   Russia   Brazil   Mexico



**b** **1.13** Complete the sentences with the correct country. Listen and check.

#### OUR STUDENT GROUP

“ I’m Vilma. I’m from Rio de Janeiro, in <sup>1</sup> \_\_\_\_\_. ”

“ Hi, I’m Paul. I’m from <sup>2</sup> \_\_\_\_\_. I’m from New York. ”

“ Hello. I’m from Puebla, in <sup>3</sup> \_\_\_\_\_, and my name’s Camila. ”

“ Hi, I’m Li. I’m from Beijing, in <sup>4</sup> \_\_\_\_\_. But I’m not in Beijing now. I’m a student in Shanghai. ”

“ My name’s Harumi. I’m from Tokyo, in <sup>5</sup> \_\_\_\_\_. ”

**c** **1.14** Now go to Vocabulary Focus 1A



**d** Choose a city and a country in 3a. Write it on a piece of paper.

Moscow, Russia.

**e** Give your piece of paper to the teacher and take a new one. Try to find the student with the information on your piece of paper.

Are you from Russia?  
No, I’m not. I’m from Mexico.



# Vocabulary Focus

## 1A Countries

- a** **1.14** Listen and write the countries on the map.

the USA   Brazil   the UK / Britain  
Spain   Mexico   Russia   China   Japan



**Tip**

the USA = the United States of America  
the UK = the United Kingdom

- b** **1.14** Listen again and practise saying the countries.
- c** Add the name of your country in English to the list in a. Practise saying it.
- d** Now go back to p.9



# 1B be: he / she / they

## Part 1: Positive

1.19

	+
he	He's Japanese.
she	She's Russian.
they	They're American.



Tip

He **is** Japanese. → He's Japanese.  
They **are** American. → They're American.

## Part 2: Negative and questions

1.21

	-
he	He <b>isn't</b> Japanese.
she	She <b>isn't</b> Russian.
they	They <b>aren't</b> American.



Tip

She **is not** Russian. → She **isn't** Russian.  
They **are not** American. → They **aren't** American.



He's Japanese.



She's Russian.



They're American.

1.22

	Yes/No questions (?)	Short answers	
he	Is he Japanese?	Yes, he <b>is</b> .	No, he <b>isn't</b> .
she	Is she Russian?	Yes, she <b>is</b> .	No, she <b>isn't</b> .
they	Are they American?	Yes, they <b>are</b> .	No, they <b>aren't</b> .

1.23

	Wh- questions (?)
he / she	Where's he / she from? Who's he / she?
they	Where <b>are</b> they from? Who <b>are</b> they?

Is he Japanese? NOT ~~Is Japanese?~~ OR He is Japanese?  
Are they American? NOT ~~Are American?~~ OR They are American?  
Yes, **he is**. NOT Yes, he's.



Tip

Where **is** he from? → Where's he from?  
Who **is** she? → Who's she?




# 1B He's Brazilian

Learn to talk about people you know

**G** be: he / she / they

**V** Nationalities

## 1 VOCABULARY Nationalities

- a**  Do you know the people in pictures a–h?  
Ask your partner.


Do you know Maria Sharapova?


- b** Match the nationalities with pictures a–h.

A|mer|i|can Chi|nese Mex|i|can Ru|ssian  
Spa|nish Brit|ish Jap|an|ese Bra|zil|i|an

- c**  **1.15 Pronunciation** Listen to the words in 1b.  
How many syllables are in each word?

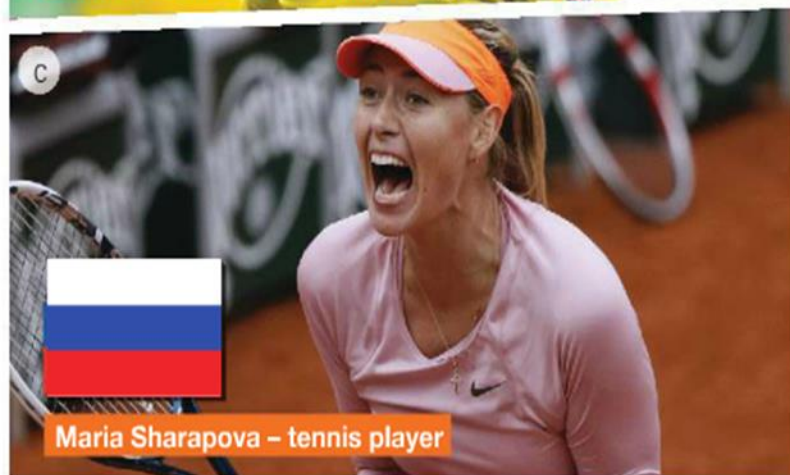
A|mer|i|can = 4 syllables

- d**  **1.16** Listen and notice the stressed syllable.

- e**  **1.15** Listen to the words in 1b again. Underline  
the stressed syllables. Then listen and repeat.

- f**  Now go to Vocabulary Focus 1B 










## 1B Nationalities

 a Complete the tables with countries from page 9.

Country	Nationality
	<i>-ian</i>
 Australia	Australian
 1 _____	Brazilian
 Canada	Canadian
 Italy	Italian
 2 _____	Russian
	<i>-an</i>
 3 _____	Mexican
 4 _____	American

Country	Nationality
	<i>-ish</i>
 Poland	Polish
 5 _____	Spanish
 Turkey	Turkish
 the UK / 6 _____	British
	<i>-ese</i>
 7 _____	Chinese
 8 _____	Japanese

## 2 GRAMMAR *be: he / she / they positive*

**a** **1.18** Match 1–3 with a–c. Listen and check.

- 1 Maria Sharapova is a tennis player.
- 2 Shinji Kagawa is a football player.
- 3 Bob and Mike Bryan are tennis players.
- a He's Japanese.
- b They're American.
- c She's Russian.

**b** Complete the table.

+	
she is ...	she's ...
he is ...	1 _____
they are ...	2 _____

**c** Now go to Grammar Focus 1B Part 1 on p.114

**d** Write two sentences about 1–3.

- 1 Rafael Nadal
- 2 Li Na
- 3 Javier Hernández and Guillermo Ochoa

**e** Tell a partner your sentences in 2d. Are they the same?

## 3 LISTENING

## 4 GRAMMAR

*be: he / she / they negative and questions*

**a** Complete the tables with the words in the box.

they isn't is are aren't she

+	–
She's Russian. They're Chinese.	She _____ Russian. They _____ Chinese.

?
_____ Russian? _____ Chinese?

**b** Now go to Grammar Focus 1B Part 2 on p.114

**c** **1.24** Complete the sentences. Listen and check.

- 1 **A** \_\_\_\_\_ he Mexican?  
**B** No, \_\_\_\_\_.
- 2 **A** \_\_\_\_\_ they American?  
**B** Yes, \_\_\_\_\_.
- 3 **A** \_\_\_\_\_ she Chinese?  
**B** No, \_\_\_\_\_.
- 4 **A** \_\_\_\_\_ they Brazilian?  
**B** No, \_\_\_\_\_.
- 5 **A** \_\_\_\_\_ he British?  
**B** Yes, \_\_\_\_\_.

### 3 LISTENING

- a** **1.20** Read and listen to Liz talk about the people on her winter holiday. Complete 1–6 with the words in the box.

American Alexander Penny Russian Mexican Anna

- LIZ** This is <sup>1</sup>\_\_\_\_\_.
- MARK** Is she Spanish?
- LIZ** No, she isn't Spanish. She's <sup>2</sup>\_\_\_\_\_.
- MARK** OK. And who's this?
- LIZ** This is <sup>3</sup>\_\_\_\_\_.
- MARK** Is he Brazilian?
- LIZ** No, he isn't Brazilian. He's <sup>4</sup>\_\_\_\_\_.
- MARK** Oh, really.
- LIZ** And these are my friends, <sup>5</sup>\_\_\_\_\_ and Simon. They're married.
- MARK** Are they English?
- LIZ** No, they aren't English. They're <sup>6</sup>\_\_\_\_\_ – from New York.

- b** Tell a partner about two of your friends. What nationality are they?

- d** Practise saying 1–5 in 4c with a partner.

#### Language Plus *this / these*



***This is Anna.***  
*this* = one person



***These are my friends, Penny and Simon.***  
*these* = two or more people

### 5 SPEAKING

- Communication 1B** Student A go to **p.103.**   
Student B go to **p.108.**





# 10 Everyday English


## Nice to meet you

Learn to meet and greet new people



**P** Tone

**W** A personal profile

### 1 LISTENING

**a**  Look at picture a. Is she in a new place?

 **b**  **1.25** Watch or listen to Part 1 and check your answer in 1a.

 **c**  **1.25** Watch or listen to Part 1 again. Complete the sentences with words in the box.

Hi    Good morning

**RECEPTIONIST** \_\_\_\_\_, Electric Blue Technology.

**SOPHIA** \_\_\_\_\_, my name's Sophia Taylor. It's my first day.



### 3 LISTENING AND USEFUL LANGUAGE

Meeting new people 1

## 2 USEFUL LANGUAGE Greeting people

- a** Complete 1–3 with the words in the box.

evening morning afternoon

7 am – 12 pm = <sup>1</sup> \_\_\_\_\_

12 pm – 5 pm = <sup>2</sup> \_\_\_\_\_

5 pm – 10 pm = <sup>3</sup> \_\_\_\_\_

- b** **1.26 Pronunciation** Listen. How many syllables are in the words and expressions?

hi (1)      good | mor | ning      good | eve | ning

hel | lo      good | af | ter | noon

- c** **1.26** Listen to the words and expressions in 2b again. Underline the stressed syllables.

hello

- d** Look at the times with a partner. Use the correct expression.

1 8 pm      3 11 am      5 6 am

2 3 pm      4 10 pm      6 1 pm

Good morning.

Good afternoon.

- a** **1.27** Watch or listen to Part 2. Sophia meets the manager of Electric Blue Technology. What's his name?
- ☐ Daniel      ☐ Darren      ☐ David



- b** **1.28** Listen to the sentences. Underline the words you hear. Are both options in 1–2 possible?

1 I'm / My name's Sophia Taylor.

2 I'm / My name's David.

- c** **1.29 Pronunciation** Listen and notice the main stress.

A How are you?

B I'm good, thank you. And you?

A I'm fine, thanks.

- d** Practise the conversation in 3c with a partner.

- e** **1.30** Put the expressions in the table. Listen and check.

I'm fine, thanks. I'm OK, thank you.

Oh, not bad, thanks. I'm good, thank you.




A 😊	B 😊



## 4 LISTENING AND USEFUL LANGUAGE

## Meeting new people 2

  a  1.31 Watch or listen to Part 3. Are Sophia and Megan friends?

  b  1.31 Watch or listen to Part 3 again. Underline the correct answer.

- 1 **MEGAN** Nice to *meet / see* you too, Sophie.
- 2 **DAVID** So, this is your *home / office*.
- 3 **MEGAN** OK. So, ... this is your *desk / chair*.

 c  1.32 Put the conversation in the correct order. Listen and check.

- ☐ **MEGAN** Nice to meet you too, Sophie.
- ☐ **SOPHIA** Nice to meet you, Megan.
- ☐ **DAVID** This is Megan Jackson.

## 6 SPEAKING

 a  1.34 Complete the conversation. Listen and check.

**LARISSA** Hi.

**AMIRA** Good evening.

**KARL** Hello.

**LARISSA** I'm Larissa and this <sup>1</sup> \_\_\_\_\_ Amira.


**KARL** Nice to meet you. I'm Karl.

**AMIRA** Nice to <sup>2</sup> \_\_\_\_\_ you too. How are you?


**KARL** I'm good. And <sup>3</sup> \_\_\_\_\_?

**AMIRA** I'm fine.

**LARISSA** I'm <sup>4</sup> \_\_\_\_\_ too.

b  Work in groups of three. Practise the conversation in 6a. Use your names.

## 7 WRITING

- d  Work in groups of three. Practise the conversation in 4c. Use your names.

This is Hassan.

Nice to meet you, Hassan.





- a  Read Sophia's profile. What information about her is new?

## ELECTRIC BLUE TECHNOLOGY:

Our people in London



Hi, my name's Sophia Taylor. I'm from Toronto in Canada. I'm in an office with Megan Jackson.

- b  Now go to Writing Plus 1C on p.154 for Capital letters and full stops. 

- c Write a profile about you and your English class. Here are some ideas:

Hi/Hello, my ...

I'm from ... in ...

I'm in a class with ... in room ...

- d Read other students' profiles. Is everyone from the same place?

# Writing Plus

## 1C Capital letters and full stops

- a Look at the sentence. Read the information about capital letters and full stops.

My name's Sophia Taylor.

### Capital letters

We use capital letters (A, B, C, D ...):


- for names (*Sophia Taylor, Olga Vasin, Maria González*)
- names of places (*Toronto, Canada, High Street*)
- for nationalities (*Italian, British, Chinese*)
- at the beginning of a sentence (*My name's ...*)

### Full stops

. = full stop


We usually use full stops at the end of sentences.

My name's Sophia Taylor.

-  c Add capital letters and full stops to each sentence.

T  
they're married.

- 1 we're from brazil
- 2 he's a student
- 3 this is ruben
- 4 i'm in a class with amy lee
- 5 my name is sandro
- 6 their flat is in mexico city it's small

- d  Now go back to p.13 

# UNIT 1

## Review

### 1 GRAMMAR

**a** Underline the correct answer.

- 1 Hello. I'm / are Anna.
- 2 'Are you students?' 'Yes, we're / we are.'
- 3 You am not / aren't a teacher.
- 4 'Am I / I am right?' 'Yes, you are.'
- 5 Where are you / you are?
- 6 We're / am at home.

**b** Add *is*, *isn't*, *are* or *aren't*.

- 1 'Is your name Sandy?' 'No, it \_\_\_\_\_.'
- 2 'Are Javier Hernández and Guillermo Ochoa from Mexico?'  
'Yes, they \_\_\_\_\_.'
- 3 'Is Rafael Nadal Spanish?' 'Yes, he \_\_\_\_\_.'
- 4 '\_\_\_\_\_ New York and Washington in the USA?'  
'Yes, they are.'
- 5 'Are your friends football players?' 'No, they \_\_\_\_\_.'
- 6 '\_\_\_\_\_ your teacher English?'  
'No, she \_\_\_\_\_.'

**c**  Ask and answer the questions in 1b.

**b** Complete the nationalities.




> Spanish \_\_\_\_\_



**1** Canad \_\_\_\_\_



**4** Jap \_\_\_\_\_



**2** Pol \_\_\_\_\_



**5** Brit \_\_\_\_\_




**3** Amer \_\_\_\_\_



**6** Ital \_\_\_\_\_

### 3 SOUND AND SPELLING

**a**  **1.35** Do these words have long (—) or short (^) sounds? Write — or ^. Practise saying the words.



**d** Correct the sentences.

> They's Spanish.  
They're Spanish.

- |                             |                       |
|-----------------------------|-----------------------|
| 1 No, he aren't from China. | 4 What your name?     |
| 2 You are OK?               | 5 I not am Brazilian. |
| 3 Yes, I are.               | 6 Who she?            |

## 2 VOCABULARY

**a** Write the names of the countries.



- |                 |
|-----------------|
| 1 itnaBir _____ |
| 2 asiRsu _____  |
| 3 ipSan _____   |
| 4 hiCan _____   |
| 5 anaJp _____   |
| 6 larBiz _____  |

**b** **1.36** Look at the information in the table.

/r/	no /r/ sound
Russia	are
Clara	aren't
America	your
from	teacher
room	morning
right	afternoon
Brazil	chair

**c** **1.37** Tick (✓) the sentences with a /r/ sound.  
Practise saying the sentences.

- |   |  |
|---|--|
| 1 <input type="checkbox"/> I'm right.       | 5 <input type="checkbox"/> She's from Brazil.    |
| 2 <input type="checkbox"/> He's a teacher.  | 6 <input type="checkbox"/> The chairs are small. |
| 3 <input type="checkbox"/> Good morning.    | 7 <input type="checkbox"/> How are you?          |
| 4 <input type="checkbox"/> This is my room. | 8 <input type="checkbox"/> Laura's American.     |



## REVIEW YOUR PROGRESS

How well did you do in this unit? Write 3, 2, or 1 for each objective.

3 = very well    2 = well    1 = not so well

### I CAN ...

say my name and country ☐

talk about people I know ☐


meet and greet new people ☐




# UNIT 1

## Reading and listening extension

### 1 READING

-  **a** Read the email and match a–d to the parts of the email 1–4.

- a ☐ saying goodbye
- b ☐ Mark's new job
- c ☐ greeting
- d ☐ people in Mark's office

-  **b** Read the email again. Are the sentences true or false?

- 1 Jerry is in Australia.
- 2 Mark is in Brisbane.
- 3 Tony is Australian.
- 4 Tony and Janine are married.
- 5 Janine is a teacher.
- 6 Martin is from England.
- 7 Yoko is from Japan.
- 8 Yoko is at home in the afternoon.

- c** Write an email to a friend about your new English class. Remember to say:

- where your class is
- who your teacher is and where he or she is from
- who the students are and where they are from.



- 1 Hi Jerry,  
How are you? How is England?
- 2 I'm fine. My new job in Australia is good. The office is in Brisbane and it's in the centre of the city. Brisbane is great! 😊
- 3 I'm in an office with three people: Tony, Martin and Yoko. Our office manager is Tony. He's not Australian. He's from a small town in the USA, but he's married to an Australian woman. Her name's Janine and she's a teacher in a language school. Martin is Australian. He's from Sydney, but his home is Brisbane now. Yoko is Japanese. She's from Osaka. She's in the office from 8 am to 1 pm and she's a student at an English school in the afternoon.
- 4 Say hello to all my friends in England!  
Bye for now,  
Mark



## 2 LISTENING

- a** **17** Listen to the conversation. Tick (✓) the countries you hear.

Brazil ☐  
 China ☐  
 England ☐  
 Japan ☐

Russia ☐  
 Turkey ☐  
 Scotland ☒  
 the USA ☐

# Review

## 1 GRAMMAR

Correct the mistakes.

- 1 Janka aren't German. She's Polish.  
*Janka isn't German. She's Polish.*
- 2 **A** Where you are?  
**B** I'm in Barcelona.
- 3 I not am a student. I'm a teacher.
- 4 **A** And who this is?  
**B** This is Anton.
- 5 These are my friends. They American.
- 6 What your name?
- 7 We not Italian. We're Mexican.
- 8 Where Sue is from?

## 2 VOCABULARY

Tick (✓) the sentences that are correct. Correct the mistakes.

- 1 ☐ They're from UK.  
*They're from the UK.*
- 2 ☐ She's Mexican.
- 3 ☐ He's from the Russia.
- 4 ☐ She's from the USA.
- 5 ☐ We're Brazilian.
- 6 ☐ Are you Spanish?
- 7 ☐ I'm Japanese.
- 8 ☐ He's from Poland.



## CAN DO OBJECTIVES


- Talk about your home town
- Talk about possessions and common objects
- Ask for and give personal information

# UNIT 2


## All about me

### GETTING STARTED



a  Look at the picture and answer the questions.

- 1 Is it a ... ?
  - hot country
  - big city
  - new house
- 2 What country do you think it is?
- 3 Count (1, 2, 3 ... ):
  - the windows on the blue house
  - the people in the family
  - the chairs
  - the tables
  - the TVs
  - the cars
- 4 What other things do they have?

b  What things in the picture do you have?





# 2A It's a very big city

Learn to talk about your home town

**G** be: it's / it isn't; Possessive adjectives

**V** Common adjectives

## 1 LISTENING

- a** **1.39** Match the words in the box with pictures a–c. Listen and check.

town village city

Which are you from?

- b** **1.40** Listen and match pictures a–c with the names in the box.

Katia Yuri Carlo

- c** **1.40** Listen again. Complete the sentences with the words in the box.

is (x2) it it's isn't (x2)

### Conversation 1

A Is <sup>1</sup> \_\_\_\_\_ a big city?

B No, no. It <sup>2</sup> \_\_\_\_\_ a city.

### Conversation 2

A <sup>3</sup> \_\_\_\_\_ a big city.

B Yes, it <sup>4</sup> \_\_\_\_\_.

### Conversation 3

A <sup>5</sup> \_\_\_\_\_ it a city?

B No, it <sup>6</sup> \_\_\_\_\_.

## 2 GRAMMAR be: it's / it isn't

- a** Complete the table with *it* or *it's*.

+	Ravello is in Italy.	_____ in Italy.
–	Ravello isn't in Russia.	_____ isn't in Russia.
?	Is Ravello in Italy?	Is _____ in Italy?

- b** Complete the sentences with *he's*, *she's* or *it's*.

- Giovanna's from Ravello in Italy. \_\_\_\_\_ a village near Naples.
- Yulia's from Vyborg. \_\_\_\_\_ Russian.
- Ricardo's Spanish. \_\_\_\_\_ from Madrid.
- Akiro's from Sōka in Japan. \_\_\_\_\_ a small city near Tokyo.
- Selim's from Bursa in Turkey. \_\_\_\_\_ a big city near Istanbul.

- c** **1.41** Listen and check.

- d** Now go to Grammar Focus 2A Part 1 on p.116

### Language Plus in / near

Naples is **in** Italy.



Ravello is **near** Naples.





## 2A be: it's / it isn't; Possessive adjectives

### Part 1: *it's / it isn't*



*it* = a place / a thing



*they* = 2+ places / things



1.42

	+	-
<b>it</b>	<i>It's an old hotel.</i>	<i>It <b>isn't</b> a new hotel.</i>
<b>they</b>	<i>They're old houses.</i>	<i>They <b>aren't</b> big houses.</i>



1.43

	Yes/No questions	Short answers	
<b>it</b>	<i><b>Is</b> it a big hotel?</i>	<i>Yes, it <b>is</b>.</i>	<i>No, it <b>isn't</b>.</i>
<b>they</b>	<i><b>Are</b> they new houses?</i>	<i>Yes, they <b>are</b>.</i>	<i>No, they <b>aren't</b>.</i>

*Is it in Ireland?* NOT ~~*Is in Ireland?*~~ OR ~~*It is in Ireland?*~~

Yes, *it is*. NOT ~~*Yes, it's.*~~

**C** **1.40** Listen again. Complete the sentences with the words in the box.

is (x2) it it's isn't (x2)

**Conversation 1**

**A** Is <sup>1</sup> \_\_\_\_\_ a big city?

**B** No, no. It <sup>2</sup> \_\_\_\_\_ a city.

**Conversation 2**

**A** <sup>3</sup> \_\_\_\_\_ a big city.

**B** Yes, it <sup>4</sup> \_\_\_\_\_.

**Conversation 3**

**A** <sup>5</sup> \_\_\_\_\_ it a city?

**B** No, it <sup>6</sup> \_\_\_\_\_.

**Language Plus** in / near

Naples is **in** Italy.



Ravello is **near** Naples.



**e** Write sentences about you.

I'm from ... It's a (village / town / city) (in / near) ...

**f**  Tell a partner your sentences.





### 3 READING AND VOCABULARY

#### Common adjectives

- a** 1.44 Read and listen to *Our homes*. Complete the table.

	home		home
Katia	big flat	Miguel	
Carlo		Pietro and Susanna	
Yuri		Nina	

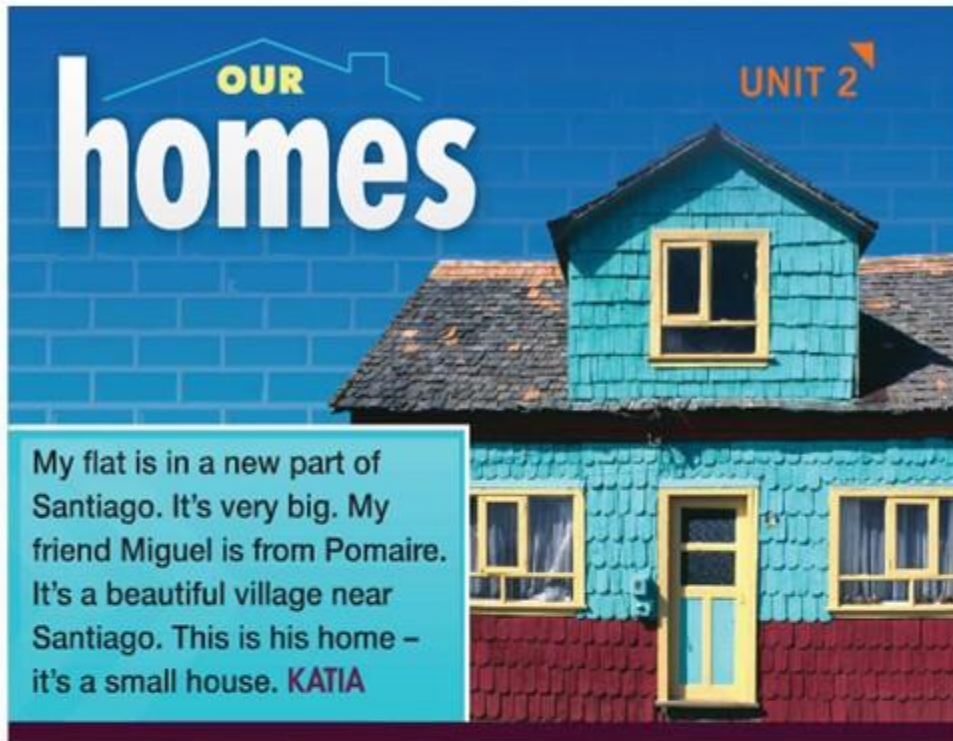
**b** Sound and spelling /h/

- 1 1.45 Listen to the words. Which word has no /h/ sound?

home hi who what how hotel

- 2 Practise saying the words with /h/.

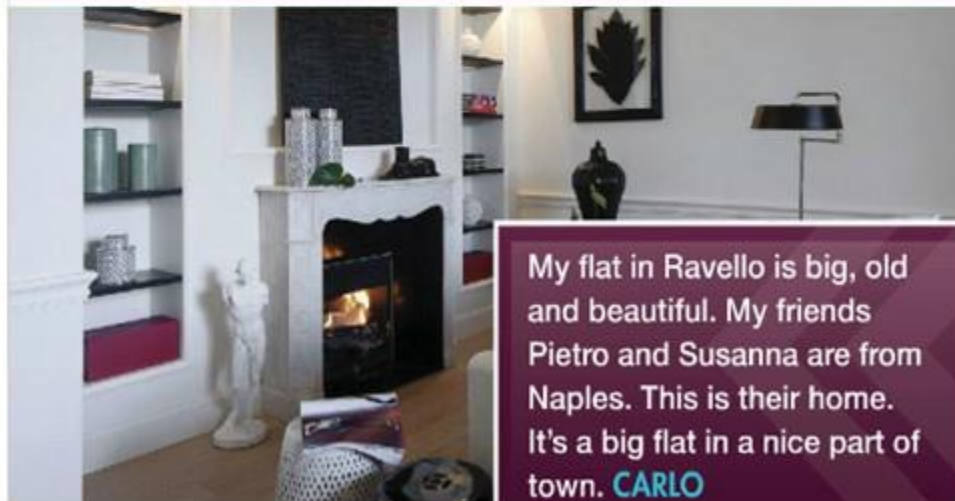
- c** 1.46 Complete the sentences with the words in the box. Listen and check.



# OUR homes

## UNIT 2

My flat is in a new part of Santiago. It's very big. My friend Miguel is from Pomaire. It's a beautiful village near Santiago. This is his home – it's a small house. **KATIA**



My flat in Ravello is big, old and beautiful. My friends Pietro and Susanna are from Naples. This is their home. It's a big flat in a nice part of town. **CARLO**

big small old new



1 It's a \_\_\_\_\_ house.



2 It's a \_\_\_\_\_ flat.



3 It's a \_\_\_\_\_ city.



4 It's an \_\_\_\_\_ house.

d ► Now go to Vocabulary Focus 2A on p.134

## 4 GRAMMAR

### Possessive adjectives

a Read *Our homes* again. Complete the table.

Pronoun	Possessive adjective
I	_____
you	<u>your</u>
he	_____
she	<u>her</u>
we	<u>our</u>
they	_____

My home is a small house in an old part of Vyborg. My friend Nina is from St Petersburg. This is her home. It's a small flat and it's old and beautiful.  
**YURI**



b Complete the sentences.

- 1 Javier is from Barcelona. \_\_\_\_\_ home is in a nice part of the city.
- 2 Are you from Berlin? Where's \_\_\_\_\_ flat?
- 3 We're from Bogotá, in Colombia. \_\_\_\_\_ home is near a big hotel.
- 4 Sarah is from England. \_\_\_\_\_ village is near Hastings.
- 5 Pedro and Eva are from Mexico City. \_\_\_\_\_ flat is very big.

c ► Now go to Grammar Focus 2A Part 2 on p.116



d Complete the sentences about a friend.

My friend \_\_\_\_\_ is from \_\_\_\_\_. His / Her home is \_\_\_\_\_.

e Tell a partner about your friend's home.





## Part 2: Possessive adjectives



Pronoun	Possessive adjective	 1.48
I you he she we they	<b>my</b> <b>your</b> <b>his</b> <b>her</b> <b>our</b> <b>their</b>	<i><b>My</b> flat is small. Is this <b>your</b> book? <b>His</b> home is old and beautiful. She's here with <b>her</b> friend. This is <b>our</b> home in Moscow. Is that <b>their</b> home?</i>

**your** bag NOT ~~you're bag~~

**their** house NOT ~~they're house~~

# 2B Do you have a phone?

Learn to talk about possessions and common objects

**G** Plural nouns; *have*

**V** Common objects 1; Numbers 1

## 1 VOCABULARY Common objects 1

**a** 1.49 Match 1–10 in picture a with the words in the box. Listen and check.

a computer a newspaper a knife a phone a key  
a watch an umbrella a ticket a book a bottle of water

**b** Two objects in 1a are not OK in an airport. What are they?

### Language Plus *a / an*

We use *a* before most nouns. • *a key* • *a book*

We use *an* before *a, e, i, o, u*. • *an umbrella* • *an ice cream*

**c** Cover the words in the box in 1a. Ask a partner questions about the objects in the picture.

What's this?

It's a watch.

**d** Now go to Vocabulary Focus 2B Common objects 1 on p.133

## 2 LISTENING AND GRAMMAR Plural nouns

**a** 1.51 Listen to the conversation with John Munroe. Tick (✓) the words you hear.

- ☐ newspapers
- ☐ computers
- ☐ phones
- ☐ watches
- ☐ umbrellas
- ☐ bottles
- ☐ books
- ☐ knives



**b** Complete the table.

Singular (= 1)	Plural (= 2+)
a key	keys
a newspaper	_____
a watch	_____
a knife	_____

**c** Most nouns add -s in the plural. How are the plurals of *watch* and *knife* different?



## 2B Common objects 1



a book (books)



a bottle of water  
(bottles of water)



a computer (computers)



a key (keys)



a newspaper  
(newspapers)



a knife (knives)



a phone (phones)



a ticket (tickets)



a watch (watches)



an umbrella (umbrellas)

**a** 1.50 Listen and repeat the objects.

**c** Guess your partner's words.

**b** Write three objects on three pieces of paper.  
Don't show your partner!

Is it a watch?

No.

Is it a book?

Yes.

a book

a phone

an umbrella

**d** Now go back to p.18







### d Sound and spelling /s/, /z/ and /ɪz/

- 1 1.52 Listen and practise these sounds. Which word has an extra syllable in the plural?

1 /s/ books 2 /z/ keys 3 /ɪz/ watches

- 2 1.53 Listen to these words. Which word has an extra syllable in the plural? Listen again and repeat.

knives bottles tickets apples villages phones

### e Work in pairs.

Student A: say a singular word.

Student B: say the plural.

Then swap roles.

### f Now go to Grammar Focus 2B on p.116



## 3 GRAMMAR have

- a 1.54 Look at the X-ray picture and complete the conversation. Listen and check.

A What's in your bag?

B Mm, I have a <sup>1</sup>b\_\_\_\_\_, and my <sup>2</sup>k\_\_\_\_\_, and an <sup>3</sup>u\_\_\_\_\_.

A Do you have a <sup>4</sup>p\_\_\_\_\_?

B Yes. Oh, and a <sup>5</sup>b\_\_\_\_\_ of w\_\_\_\_\_. Sorry!

## 4 VOCABULARY Numbers 1

- a 1.56 Listen and repeat the numbers.



- b Match the words in the box with numbers 1–12 in 4a.

seven two nine four eight eleven  
three six one ten twelve five



## 2B Plural nouns

### SPELLING: Plural nouns

most words → add -s	<i>book</i> → <b>books</b> <i>boy</i> → <b>boys</b> <i>house</i> → <b>houses</b>
consonant + -y → <del>y</del> add -ies	<i>city</i> → <b>cities</b> <i>baby</i> → <b>babies</b>
ends in -o, -ch, -ss, -s, -sh and -x → add -es	<i>watch</i> → <b>watches</b> <i>glass</i> → <b>glasses</b>
irregular	<i>knife</i> → <b>knives</b>

*books* NOT ~~a books~~



a book



a ticket



an apple



books



two tickets



apples



**b** **1.55** Listen to the forms of *have*.

+	?
I <b>have</b> a book.	Do you <b>have</b> a book?

**c** **1.55 Pronunciation** Listen again. Do the words *do* and *you* have a long (—) or a short (^) sound? Practise saying the sentences.

**d** Ask a partner about objects 1–5 in 3a. Ask about:

- 1 here (in class)
- 2 at home

Do you have an umbrella here?

No.

Do you have an umbrella at home?

Yes.

**c** Work in pairs.

Student A: say a number.

Student B: say the next number.

Then swap roles.

**d** **Communication 2B** Student A go to p.104. Student B go to p.108.

**e** Now go to Vocabulary Focus 2B Numbers 1 on p.146

## 5 SPEAKING

**a** Write three things you have in your bag.

a computer

six apples

two bottles of water

**b** Guess what is in your partner's bag.

Do you have a phone?

Yes.

Do you have a knife?

No!



# 20 Everyday English

## What's your address?


### 1 LISTENING

a Think about a good home for you. Tick four boxes.

- |   |  |
|---|--|
| 1 <input type="checkbox"/> a house      | 3 <input type="checkbox"/> old         |
| <input type="checkbox"/> a flat         | <input type="checkbox"/> new           |
| 2 <input type="checkbox"/> in a village | 4 <input type="checkbox"/> near a park |
| <input type="checkbox"/> in a city      | <input type="checkbox"/> near shops    |

b  Tell a partner about your home in 1a.

A good home for  
me is ...

 **c**  1.59 Watch or listen to Part 1. Answer the questions.

- 1 Who asks questions, Sophia or the woman?
- 2 What kind of home does Sophia need, a flat or a house?

 **d**  1.59 Watch or listen to Part 1 again. Tick (✓) the correct answer.

- |   |   |
|---|---|
| 1 Sophia's surname:                     |   |
| a <input type="checkbox"/> Taylor       | b <input type="checkbox"/> Taylor       |
| 2 Her address in London:                |   |
| a <input type="checkbox"/> Alpha Hotel  | b <input type="checkbox"/> Alfa Hotel   |
| 3 Her phone number:                     |   |
| a <input type="checkbox"/> 07832 674893 | b <input type="checkbox"/> 07832 647893 |

Learn to ask for and give personal information



**P** Tone in questions

**W** A form









## 2 USEFUL LANGUAGE Asking for and giving personal information

 **a**  **1.60** Underline the correct answer. Listen and check.

- 1 **A** What's your surname?  
**B** *It's / I'm* Robinson.
- 2 **A** What's your address?  
**B** *It's / It's on* 7 King Street.
- 3 **A** What's your phone number?  
**B** *They're / It's* 0124 352738.
- 4 **A** What's your email address?  
**B** *He's / It's* chrisrobinson@powermail.com.

 **b**  **1.61** Listen to the answers to questions 3 and 4 in 2a again. Tick (✓) the correct answer.


- 1 a ☐ oh-one-two-four-three-five-two-seven-three-eight  
b ☐ oh-twelve-four-three-five-two-seven-three-eight
- 2 a ☐ chris-robinson-from-powermail-point-com  
b ☐ chris-robinson-at-powermail-dot-com

 **c**  **1.62** Underline the correct word. Listen and check your answer.


**RACHEL** Sophia Taylor. *What / How* do you spell that?  
**SOPHIA** T-A-Y-L-O-R.

**d**  **1.63 Pronunciation** Listen to the questions. Notice the main stress in each question.


- 1 How do you spell that?
- 2 Can you spell that?
- 3 Sorry, what's the spelling?

 **1.63** Listen again and repeat.

### 3 LISTENING

**a**  **1.65** Watch or listen to Part 2. What does Sophia think? Tick (✓) the correct sentence.




- 1 ☐ The flat's really nice.
- 2 ☐ The flat isn't very nice.

**b**  **1.65** Watch or listen to Part 2 again. Tick (✓) the correct information about the flat.

- |  |  |
|--|--|
| 1 <input type="checkbox"/> small               | <input type="checkbox"/> big                 |
| 2 <input type="checkbox"/> good for one person | <input type="checkbox"/> good for two people |
| 3 <input type="checkbox"/> near a supermarket  | <input type="checkbox"/> near a park         |





## 4 PRONUNCIATION Tone in questions

**a**  **1.66** Listen to the questions. Does the tone go up  or down  at the end?


- 1 What's your surname?
- 2 What's your phone number?

**b**  **1.66** Listen again and repeat the questions.

**c**   **1.67** Practise asking the questions with a partner. Then listen and check the tone.

- 1 What's your address?
- 2 Where are you from?
- 3 What's the spelling?

## 6 WRITING

**a**  Read about Sophia. What's the new information?

### Local Rentals: Customer Information

First name:	Sophia
Surname:	Taylor
Address:	Alpha Hotel, High Street
Phone number:	07832 647893
Email:	sophiat@electricblue.com

**c** Complete the form with your information.

### Local Rentals: Customer Information


First name:	
Surname:	
Address:	
Phone number:	
Email:	

## Unit Progress Test

CHECK YOUR PROGRESS

You can now do the Unit Progress Test.

## 5 SPEAKING

**a**  Talk to different students. Ask about:

- names (first name and surname)
- address
- phone number
- email address

Write down the information. Ask about the spelling.

What's your surname?

It's Mishkin.

Can you spell that, please?

M-I-S-H-K-I-N.



# UNIT 2

## Review

### 1 GRAMMAR

**a** Correct the underlined word.

> It's big houses. They're

1 This is Katia and this is she house.

2 'Excuse me! Is this you bag?' 'Yes, it is! Thank you.'

3 Hiro's from Sōka. She's a small city in Japan.

4 It not a big flat.

5 They live in Madrid. This is they home.

6 'Hi, we're from New York. We city is big!'

**b** Complete the sentences with the plural form of the nouns in brackets.

1 They're my \_\_\_\_\_. (key)

2 Are they your \_\_\_\_\_? (knife)

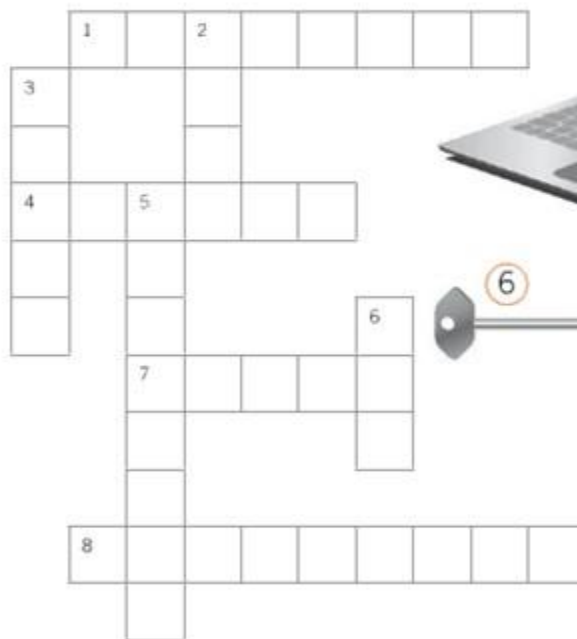
3 I have two \_\_\_\_\_. (watch)

4 Are they your \_\_\_\_\_? (bottle of water)

5 Oxford and Cambridge are \_\_\_\_\_ in the UK. (city)

6 Where are the \_\_\_\_\_? (book)

**b** Complete the crossword with the objects in pictures 1–8.





- C** Complete the sentences with the words in the box.

are his is they  
they're it's isn't

- 1 I'm from Ravello. \_\_\_\_\_ a village in Italy.
- 2 The men \_\_\_\_\_ at home.
- 3 'Are they big houses?' 'Yes, \_\_\_\_\_ are.'
- 4 \_\_\_\_\_ my books.
- 5 \_\_\_\_\_ it a city?
- 6 This is John and this is \_\_\_\_\_ flat.
- 7 'Is Madrid in Italy?' 'No, it \_\_\_\_\_.'

## 2 VOCABULARY

- a** Match 1–6 with the opposite adjectives in the box.

boring difficult good  
happy old small wrong

- |               |       |
|---------------|-------|
| > big         | small |
| 1 easy        | _____ |
| 2 bad         | _____ |
| 3 right       | _____ |
| 4 sad         | _____ |
| 5 interesting | _____ |
| 6 new         | _____ |

## 3 SOUND AND SPELLING

- a** **1.69** Look at the words in the box. Is the final sound /s/, /z/ or /ɪz/? Complete the table. Practise saying the words.

phones villages keys addresses houses  
flats umbrellas tickets books computers

/s/	/z/	/ɪz/
	phones	

- b** **1.70** Tick (✓) the words with a /h/ sound. Practise saying the words.

- |                                |                                |                                |                                |
|--------------------------------|--------------------------------|--------------------------------|--------------------------------|
| <input type="checkbox"/> hello | <input type="checkbox"/> is    | <input type="checkbox"/> how   | <input type="checkbox"/> watch |
| <input type="checkbox"/> her   | <input type="checkbox"/> home  | <input type="checkbox"/> who   | <input type="checkbox"/> happy |
| <input type="checkbox"/> our   | <input type="checkbox"/> house | <input type="checkbox"/> she   | <input type="checkbox"/> right |
| <input type="checkbox"/> his   | <input type="checkbox"/> where | <input type="checkbox"/> phone |                                |



## REVIEW YOUR PROGRESS

How well did you do in this unit? Write 3, 2, or 1 for each objective.

3 = very well 2 = well 1 = not so well

### I CAN ...

- |   |                          |
|---|--------------------------|
| talk about my home town                   | <input type="checkbox"/> |
| talk about possessions and common objects | <input type="checkbox"/> |
| ask for and give personal information     | <input type="checkbox"/> |

# UNIT 2

## Reading and listening extension

### 1 READING

- a** Read the text. Tick (✓) the correct summary 1–4.
- ☐ Emily and Mark are married. They are managers in Hull. They have a house in a village near Hull.
  - ☐ Emily and Mark are married. They have a house in Hull. Mark is a manager in a small town near Hull.
  - ☐ Emily and Mark have a house in Hull. They are receptionists in a big office in Hull.
  - ☐ Mark is a receptionist in Hull. He is married to Emily. They have a house in a town near Hull.

- b** Read the text again. Tick (✓) the correct answer.
- Is Hull a small town?  
a ☐ Yes, it is.  
b ☒ No, it isn't.
  - Is Hull old?  
a ☐ Yes, it is.  
b ☐ No, it isn't.
  - Is it a boring place?  
a ☐ Yes, it is.  
b ☐ No, it isn't.
  - Is Mark's office near an airport?  
a ☐ Yes, it is.  
b ☐ No, it isn't.
  - Is Brough a big town?  
a ☐ Yes, it is.  
b ☐ No, it isn't.
  - Is Emily and Mark's house new?  
a ☐ Yes, it is.  
b ☐ No, it isn't.
  - Is their house near a supermarket?  
a ☐ Yes, it is.  
b ☐ No, it isn't.

### ABOUT

My name is Mark Smith and I work in Hull in England. Hull is a big city with 260,000 people. It's old and it has an interesting history. I'm a receptionist in an office in the centre of Hull. My office is in a nice part of the city. It's near a big park.

My home isn't in Hull, it's in Brough. Brough is a small town near Hull with 7,000 people. It's a nice town with a park, two supermarkets and a hotel. I'm married to Emily and we have two children.

Our house is in the centre of Brough. It's a small house and it's new. It isn't near the park, but it is near one of the supermarkets. I'm very happy here. I have a lot of friends in Brough and in Hull, and my job isn't boring!

## 2 LISTENING

- a** **2.7** Listen. Complete the sentences with the words in the box.

one desk   two desks   three desks

- 1 Speaker 1, Darren, has \_\_\_\_\_.
- 2 Speaker 2, Paula, has \_\_\_\_\_.
- 3 Speaker 3, Jamie, has \_\_\_\_\_.

- b** **2.7** Listen again. Match pictures a–c to speakers 1–3.

- 1 ☐ Darren      2 ☐ Paula      3 ☐ Jamie



## 1 GRAMMAR

Correct the mistakes.

- 1 Is this you computer?  
*Is this your computer?*
- 2 I have three watch.
- 3 They're a beautiful village.
- 4 Beijing is a big cities.
- 5 This is Kira and Paul and this is they're house.
- 6 My flat is in an old part of town. They're very small.
- 7 Where's Anna? This is she's bag.
- 8 Where are the knives?

## 2 VOCABULARY

Correct the spelling.

- 1 eight tickets  
*eight tickets*
- 2 smal bottles of water
- 3 thirteen flats
- 4 an intresting city
- 5 twelv phones
- 6 beatiful houses
- 7 an old umbrella
- 8 funy books





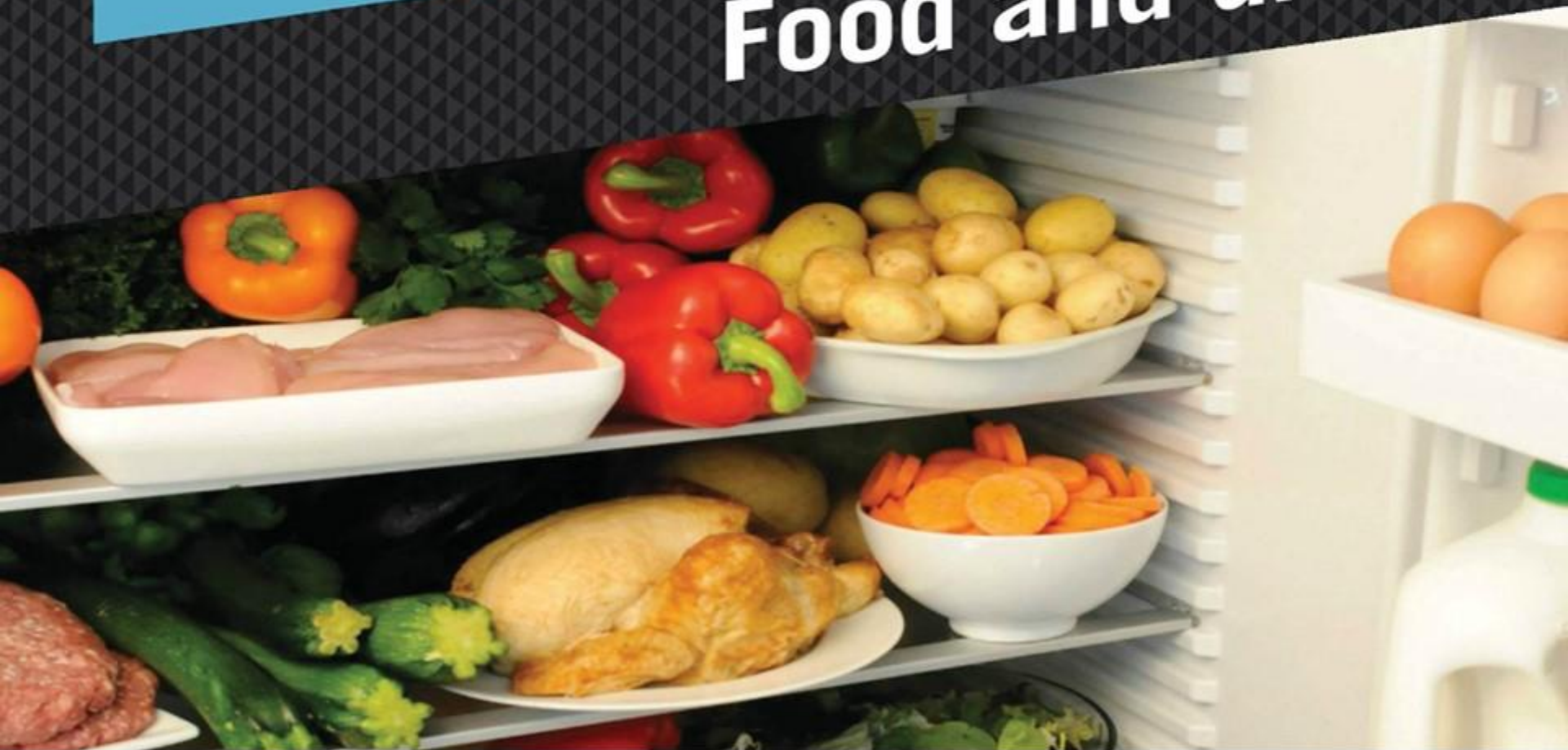


## CAN DO OBJECTIVES

- Say what you eat and drink
- Talk about food and meals
- Order and pay in a café

# UNIT 3

## Food and drink





# 3A Do you like fish?

Learn to say what you eat and drink

**G** Present simple: I / you / we / they

**V** Food 1

## 1 VOCABULARY Food 1

- a** **1.72** Match pictures 1–7 with the words in the box. Then listen and check.

fruit rice meat bread vegetables eggs fish



## 2 READING AND GRAMMAR

Present simple: I / you / we / they  
positive and negative

- a** Which words in 1a can you see in pictures 1–3? Which word isn't in the pictures?
- b** **1.77** Read and listen to texts a–c. Match them with the families in pictures 1–3.

# FOOD FOR ONE WEEK

**a** They eat a lot of fruit and vegetables every day. And they eat meat with rice. They like eggs, but they don't eat bread or fish. They don't like fish.

**b** They eat meat and eggs every day, but they don't eat fish. And they don't eat vegetables, but they eat fruit. They really like bread.

- b** **1.72 Pronunciation** Listen to the words in 1a again. Which word has more than one syllable? Underline the stressed syllable.

- c** Say two things you like 😊.

I like fruit and I like fish.

**d Sound and spelling** /i:/, /ɪ/ and /aɪ/

- 1 **1.73** Listen and practise these sounds.

1 /i:/ meat 2 /ɪ/ fish 3 /aɪ/ I'm

- 2 **1.74** What sound do the **marked** letters have in the words in the box? Listen and add the words to the sound groups below.

big eat nine sister it's me  
China five his teacher Hi

Sound 1 /i:/	Sound 2 /ɪ/	Sound 3 /aɪ/
meat	fish	I'm

- 3 Practise saying the words.

- e** Now go to Vocabulary Focus 3A on p.142



- c** They eat a lot of rice and vegetables. They like fruit and they eat bread. They don't eat fish or meat. They are vegetarians.



Tang family, China



### 3A Food 1



a  1.75 Listen and repeat the words.



fruit



vegetables



meat



fish



eggs



bread



rice

b  Talk to a partner. What food is in the pictures?

1



2



3



4



5



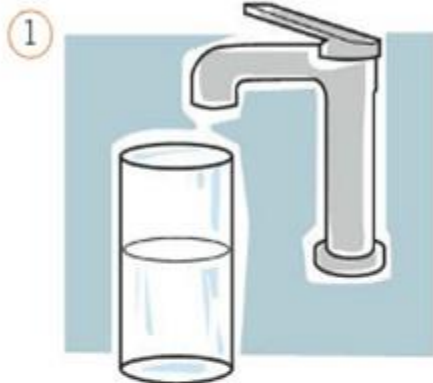
6







**c** Match pictures 1–6 with the words in the box.

coffee   cola   fruit juice   milk   tea   water



 **d**  1.76 Listen and check your answers in c. Practise saying the words.



**C** Complete the table.

+			-		
I			I		
We	eat	meat.	We	_____ eat	meat.
They	like	fish.	They	_____ like	fish.

**d** Underline the correct words.

- The Tang family *eat / don't eat* fish.
- The Ruiz family *eat / don't eat* bread.
- The Donati family *like / don't like* meat.
- The Tang family *eat / don't eat* a lot of eggs.
- The Donati family *like / don't like* vegetables.

**e** Which family's food would you like to have for a week? Why?

② ☐



### 3 LISTENING AND GRAMMAR Present simple: I / you / we / they questions

**a** **1.78** Listen to a conversation with Rajit.  
Tick (✓) the food he eats.

- |   |                                     |                                |
|---|-------------------------------------|--------------------------------|
| <input checked="" type="checkbox"/> bread | <input type="checkbox"/> vegetables | <input type="checkbox"/> meat  |
| <input type="checkbox"/> fish             | <input type="checkbox"/> rice       | <input type="checkbox"/> fruit |

**b** **1.78** Listen again. Complete the conversation.


- A** Rajit, what do you eat in a week?  
**B** Oh lots of things. I eat rice every day, and bread. I eat a lot of fruit. I eat fish ...  
**A** <sup>1</sup> \_\_\_\_\_ you eat meat?  
**B** No, I don't like meat.  
**A** Do you <sup>2</sup> \_\_\_\_\_ vegetables?  
**B** Oh yes, I like vegetables. I eat a lot of vegetables.  
**A** Do you <sup>3</sup> \_\_\_\_\_ them every day?  
**B** Yes. They're very good for me.

**c** **1.79** Complete the questions in the table. Then listen and check.

+	-	?
I eat fish. We like fruit.	I don't eat fish. We don't like fruit.	_____ you _____ fish? _____ you _____ fruit?



## 4 SPEAKING

- a  Ask and answer questions with a partner. Complete the table with their answers.

Do you eat meat?

Yes, (I do).


Do you eat bread every day?

No, not every day.

Do you like fish?

No, I don't like fish.


	yes / no?	every day?	like?
meat			
fish			
rice			
bread			
vegetables			
fruit			
eggs			

- b  Write words for three drinks. Then ask your partner questions.

Do you drink cola?

Do you like milk?

3 ☐



Ruiz family, Guatemala



# 3B I always have dinner early

Learn to talk about food and meals


**G** Adverbs of frequency**V** Food 2; Time

## 1 READING

**a** Tick (✓) the boxes about your breakfast.

**b**  Talk about your answers in 1a with a partner.

I have coffee – I don't have ice cream.

**c**  Look at the pictures. What's the number one breakfast in the UK?

## For my breakfast, I have ...

	YES	NO		YES	NO
coffee 			tea 		
bread 			fruit 		
ice cream 			fish 		
cold pizza 			nothing 		

## 2 VOCABULARY Food 2; Time

**a** Match sentences 1–3 with pictures a–c.

- I have lunch at *twelve / one* o'clock.
- They have dinner at *six / seven* o'clock.
- In my family we have breakfast at *seven / eight* o'clock.


☐ fruit

☐ cereal


☐ toast

☐ eggs


 d Read the text and find the answer to 1c.

## THE NUMBER ONE BREAKFAST



In the UK, people like different food for breakfast. They sometimes eat a hot breakfast with eggs, but toast is the number one breakfast food. The number two breakfast food is cereal with cold milk and number three is fruit.

e  What's the number one breakfast food in your country? What's the number one drink?

I think \_\_\_\_\_ is the number one breakfast food in my country.





**b** ▶ Now go to Vocabulary Focus 3B Food 2 on p.143  **b**  1.89 Listen again. Complete the table.

**c**  1.84 Listen to sentences 1–3 in 2a. Underline the correct words.


**d**  1.85 Match the clocks with the times. Listen and check.



- ☐ (a) quarter past four  
☐ four o'clock

- ☐ (a) quarter to five  
☐ half past four

Name	Dinner time	Food
Julie		
Misha		
Bianca		

**c**  Do you like the same food as Julie, Misha and Bianca?

#### 4 GRAMMAR Adverbs of frequency

**a**  1.90 Listen and complete the sentences with the words in the box.

always usually sometimes never

- 1 **JULIE** We \_\_\_\_\_ have rice with meat and vegetables.  
 2 **MISHA** I \_\_\_\_\_ have dinner early.  
 3 **BIANCA** People \_\_\_\_\_ have dinner early in Spain.  
 4 **BIANCA** I \_\_\_\_\_ have bread and cheese.


**b** Complete 2 and 4 with words in the box in 4a.

- 1 always (100%)                      3 sometimes (50%)  
 2 \_\_\_\_\_ (80%)                      4 \_\_\_\_\_ (0%)

#### g Sound and spelling /ɑ:/ and /ɔ:/'

1  1.87 Listen and practise these long sounds.

1 /ɑ:/    past    half            2 /ɔ:/    four    quarter

**2**  1.88 What sound do the **marked** letters have in the words in the box? Listen and add the words to the sound groups below.

class all father afternoon water daughter

Sound 1 /ɑ:/'	Sound 2 /ɔ:/'
past	four

### 3B Food 2



a 1.82 Listen and repeat the words.



breakfast



lunch



dinner

*I have breakfast at 7:30. NOT ~~I have a breakfast at 7:30.~~*

*She has lunch at 12:30. NOT ~~She has a lunch at 12:30.~~*

*We have dinner at 7:00. NOT ~~We have a dinner at 7:00.~~*

b 1.83 Match the words in the box with pictures 1–12. Listen and check your answers.  
Then listen and repeat.

orange sandwich butter biscuit banana pizza potato tomato apple ice cream cheese cake



### 3 LISTENING

- a** 1.89 Listen to three people talk about dinner. Match 1–3 with a country in the box.

Poland Spain the USA Russia Mexico China



- d** Put the words in brackets in the correct place in the sentences.
- 1 I have breakfast at 9:00 at weekends. (sometimes)
  - 2 I have a sandwich for lunch. (usually)
  - 3 I have breakfast. (never)
  - 4 In the evening, I have dinner at about 7:00. (always)

- e** Which sentences in 4d are true for you?

**Language Plus** What time ... ? / When ... ?

**What time** do you have dinner? = **When** do you have dinner?

### 5 SPEAKING

- a** Answer questions 1–4. Write another question with your own idea.
- 1 In the morning, do you eat breakfast?
  - 2 In the evening, do you eat a big meal?
  - 3 What time do you have lunch?
  - 4 What do you eat for lunch?
- b** Ask and answer the questions in 5a with other students. Who has the same answers as you?

Jaime and I never eat breakfast.



# 30 Everyday English


I'd like a cup of tea, please

Learn to order and pay in a café

**P** Sentence stress

**W** A text message

## 1 LISTENING

- a**  What food on the menu do you like? Tell a partner.



**MENU**

**SANDWICHES:**

cheese, tomato, egg 3.00





**CAKE:**

banana, chocolate 3.00

**DRINKS:**

tea, coffee, orange juice 2.50

## 2 PRONUNCIATION Sentence stress

- a**  **2.5** Listen to 1–3. Is the pronunciation of *of* the same?
- 1 *of*      2 *a cup of tea*      3 *a glass of cola*
- b**  **2.6** Listen to these phrases. Which other word isn't stressed?
- a cup of coffee*      *a piece of banana cake*
- c**  Practise saying the phrases in 2b.
- d**  Work in pairs. Practise more phrases with *a cup / a glass / a piece of ...*. Use the menu in 1a or your ideas.





**b**  **2.2 Pronunciation** Listen. This word has two syllables:


coff|ee


 **2.3** Which words have two syllables? Listen and check.

sandwich banana orange tomato


 **c**  **2.3** Listen to the words in 1b again. Underline the stressed syllable.


coffee

**d**  Practise saying the words in 1b with a partner.

 **e** Find 1–3 in pictures a–c.

1 a piece of chocolate cake    2 a key    3 ten pounds

 **f**  **2.4** Watch or listen. Put pictures a–c in the correct order.

 **g**  **2.4** Watch or listen again. Are the sentences true or false?

- 1 Sophia has a new flat.
- 2 Sophia has a cup of tea.
- 3 Sophia likes her flat.
- 4 The text message is from Sophia's cousin.




**b**  **2.2 Pronunciation** Listen. This word has two syllables:


coff|ee

 **2.3** Which words have two syllables? Listen and check.

sandwich banana orange tomato

 **c**  **2.3** Listen to the words in 1b again. Underline the stressed syllable.


coffee

**d**  Practise saying the words in 1b with a partner.

 **e** Find 1–3 in pictures a–c.


1 a piece of chocolate cake    2 a key    3 ten pounds


 **f**  **2.4** Watch or listen. Put pictures a–c in the correct order.

 **g**  **2.4** Watch or listen again. Are the sentences true or false?


- 1 Sophia has a new flat.
- 2 Sophia has a cup of tea.
- 3 Sophia likes her flat.
- 4 The text message is from Sophia's cousin.





**c**  Practise saying the sentences in 3b with a partner.

**d**  **2.9** Put the conversation in the correct order. Listen and check.

- ☐ A cheese sandwich, please.
- ☐ Of course. That's £6.00, please.
- ☐ Certainly. And to eat?
- ☐ Here you are.
- ☐ Can I have a glass of cola, please?
- ☐ Thank you.

**e**  Practise the conversation in 3d with a partner. Change the drink, food and price.

Can I have a cup of tea,  
please?

**b**  Now go to Writing Plus 3C on **p.155** for  Contractions.

**c** Write a text message to a friend. Here are some ideas:

Hi, ...

I'm ... (*at school / at work / in a café / in a restaurant*) with ...

He's / She's ... (*Spanish / a student / very nice*)

Talk (to you) / See you soon / later.

**d** Read a partner's text message. Who does he / she write about?



## Unit Progress Test

CHECK YOUR PROGRESS

You can now do the Unit Progress Test.





## 3C Contractions

**a** Look at the sentences and read about contractions.

**I'm** in a café with Sophia. **She's** my new friend at work.

*I'm* (contraction) = *I am*      *She's* (contraction) = *She is*  
We use contractions in speaking and writing, usually in informal situations.

**be: positive and negative**

+		–	
Full form	Contraction	Full form	Contraction
<i>I am</i>	<i>I'm</i>	<i>I am not</i>	<i>I'm not</i>
<i>you are</i>	<i>you're</i>	<i>you are not</i>	<i>you aren't</i>
<i>we are</i>	<i>we're</i>	<i>we are not</i>	<i>we aren't</i>
<i>he is</i>	<i>he's</i>	<i>he is not</i>	<i>he isn't</i>
<i>she is</i>	<i>she's</i>	<i>she is not</i>	<i>she isn't</i>
<i>it is</i>	<i>it's</i>	<i>it is not</i>	<i>it isn't</i>
<i>they are</i>	<i>they're</i>	<i>they are not</i>	<i>they aren't</i>

*It is* a pizza. → *It's* a pizza.

**Present simple: negative**

Full form	Contraction
<i>I / you / we do not</i>	<i>I / you / we don't</i>

*I do not* eat fish. → *I don't* eat fish.

**b** Match the contractions in the box with 1–8.

aren't   isn't   don't   I'm   you're   she's   they're   we're

- |                 |                  |
|-----------------|------------------|
| 1 you are _____ | 5 they are _____ |
| 2 she is _____  | 6 are not _____  |
| 3 I am _____    | 7 we are _____   |
| 4 do not _____  | 8 is not _____   |

**c** Add the words in brackets to each sentence. Use contractions.

- \_\_\_\_\_ from Sweden. (He is)
- \_\_\_\_\_ tomatoes. (They are)
- It \_\_\_\_\_ five o'clock. (is not)
- I \_\_\_\_\_ have a big meal in the evening. (do not)
- You \_\_\_\_\_ a teacher. (are not)
- \_\_\_\_\_ OK. (I am)
- We \_\_\_\_\_ eat meat. (do not)
- \_\_\_\_\_ Spanish. (I am not)

**d** Now go back to p.29. Try to use contractions in your text message.



## 3C Contractions

**a** Look at the sentences and read about contractions.

**I'm** in a café with Sophia. **She's** my new friend at work.

*I'm* (contraction) = *I am*      *She's* (contraction) = *She is*  
We use contractions in speaking and writing, usually in informal situations.

**be: positive and negative**

+		-	
Full form	Contraction	Full form	Contraction
<i>I am</i>	<i>I'm</i>	<i>I am not</i>	<i>I'm not</i>
<i>you are</i>	<i>you're</i>	<i>you are not</i>	<i>you aren't</i>
<i>we are</i>	<i>we're</i>	<i>we are not</i>	<i>we aren't</i>
<i>he is</i>	<i>he's</i>	<i>he is not</i>	<i>he isn't</i>
<i>she is</i>	<i>she's</i>	<i>she is not</i>	<i>she isn't</i>
<i>it is</i>	<i>it's</i>	<i>it is not</i>	<i>it isn't</i>
<i>they are</i>	<i>they're</i>	<i>they are not</i>	<i>they aren't</i>

*It is* a pizza. → *It's* a pizza.

**Present simple: negative**

Full form	Contraction
<i>I / you / we do not</i>	<i>I / you / we don't</i>

*I do not* eat fish. → *I don't* eat fish.

**b** Match the contractions in the box with 1–8.

aren't   isn't   don't   I'm   you're   she's   they're   we're

- |                 |                  |
|-----------------|------------------|
| 1 you are _____ | 5 they are _____ |
| 2 she is _____  | 6 are not _____  |
| 3 I am _____    | 7 we are _____   |
| 4 do not _____  | 8 is not _____   |

**c** Add the words in brackets to each sentence. Use contractions.

- \_\_\_\_\_ from Sweden. (He is)
- \_\_\_\_\_ tomatoes. (They are)
- It \_\_\_\_\_ five o'clock. (is not)
- I \_\_\_\_\_ have a big meal in the evening. (do not)
- You \_\_\_\_\_ a teacher. (are not)
- \_\_\_\_\_ OK. (I am)
- We \_\_\_\_\_ eat meat. (do not)
- \_\_\_\_\_ Spanish. (I am not)

**d** Now go back to p.29. Try to use contractions in your text message.

# UNIT 3

## Review

### 1 GRAMMAR

- a** Write present simple sentences and questions with the words and phrases.

> (-) I / have / lunch at home.

I *don't have* lunch at home.

1 (?) you / like / eggs

2 (+) we / eat / bread every day.

3 (-) I / drink / juice.

4 (-) we / eat / meat.

5 (+) you / like / fruit.

6 (?) they / eat / fish

- b** Underline the correct answer.

1 *Always* I / I *always* have a sandwich for lunch.


2 I *drink* sometimes / *sometimes* drink cola.

3 I *eat* usually / *usually* eat lunch at home.

4 I *never* / *never* don't drink milk.

5 *Never* I have / I *never* have dinner at 9:00.

6 I *don't* sometimes / *sometimes* don't have breakfast.

- c**  Are the sentences in 1b true or false for you?  
Tell a partner.

- c** Look at 1–6 in the picture and complete the food words.

1 b\_\_\_\_\_s

4 a\_\_\_\_\_s

2 r\_\_\_\_\_s

5 o\_\_\_\_\_s

3 m\_\_\_\_\_s

6 e\_\_\_\_\_s





### 3 SOUND AND SPELLING

**d** Correct the sentences.

- > I not like rice.  
I *don't* like rice.
- No, we not do.
  - Always I have breakfast.
  - We not eat fish.
  - I drink usually water.
  - You like tea?
  - Yes, do I.

## 2 VOCABULARY

**a** Complete the groups with words in the box.

coffee dinner fish cakes juice banana

- water, milk, \_\_\_\_\_
- tea, \_\_\_\_\_
- orange, apple, \_\_\_\_\_
- breakfast, lunch, \_\_\_\_\_
- meat, eggs, \_\_\_\_\_
- ice cream, biscuits, \_\_\_\_\_

**b** Which is your favourite group in 2a?

**a** Which sounds are the **marked** letters – /ɪ/, /i:/ or /aɪ/? Tick (✓) a or b. Practise saying the sentences.

> It's a biscuit.

a ☐ /i:/ /i:/ /i:/

b ☒ /ɪ/ /ɪ/ /ɪ/

1 Tea, please.

a ☐ /i:/ /i:/

b ☐ /ɪ/ /ɪ/

2 I'd like ice cream.

a ☐ /aɪ/ /aɪ/ /aɪ/ /i:/

b ☐ /i:/ /i:/ /i:/ /aɪ/

3 We drink milk.

a ☐ /aɪ/ /aɪ/ /i:/

b ☐ /i:/ /ɪ/ /ɪ/

4 Rice is nice.

a ☐ /aɪ/ /ɪ/ /aɪ/

b ☐ /i:/ /i:/ /i:/

**b** Tick (✓) the words with the /ɔ:/ sound. Practise saying the words.

1 ☐ water

2 ☐ tomato

3 ☐ glass

4 ☐ morning

5 ☐ potato

6 ☐ orange

7 ☐ quarter

8 ☐ all



## REVIEW YOUR PROGRESS

How well did you do in this unit? Write 3, 2, or 1 for each objective.

3 = very well 2 = well 1 = not so well

### I CAN ...

say what I eat and drink

☐

talk about food and meals

☐

order and pay in a café

☐

## 1 READING

-  a Read about meals in Italy. Underline the correct words to complete the sentences.
- 1 In Italy, people eat / don't eat a lot of fruit and vegetables.
  - 2 Italians drink a lot of tea / coffee.
  - 3 They like / don't like meat and fish.
  - 4 They usually have three / four meals every day.
  - 5 Italian people have / don't have pasta every day.
  - 6 For a lot of people, the big meal is in the afternoon / evening.
-  b Read the text again. Are the sentences true or false?
- 1 Breakfast is at 9:00.
  - 2 Maria and her family have coffee and cereal for breakfast.
  - 3 On work days, Maria and her friends have lunch in the office.
  - 4 At weekends, Maria has lunch with her family.
  - 5 A *panino* is a pizza.
  - 6 Dinner is at 8:30.
  - 7 They sometimes have pasta for dinner.
  - 8 They often have cake in the morning.



# Meals in ITALY

My name is Maria and I'm Italian. In Italy, people eat different foods. We like pasta and pizza, but we don't eat them every day. We like a lot of different meat and fish. And we eat a lot of fruit and vegetables.

In my family, we have three meals a day. Breakfast is at eight o'clock. We eat *fette biscottate*, a type of breakfast bread, and have coffee with milk. Italian people usually drink a lot of coffee!

On work days, my lunch is always at one o'clock. I never have lunch in my office. I usually have a *panino* (that's a sandwich) or a slice of pizza with my friends in a café near the office. At the weekend I have lunch at home with my family.

Dinner is the big meal of the day for a lot of Italians. In my family, we always have dinner at half past eight. We have rice or pasta, then fish with vegetables. We don't eat a lot of meat. After dinner, we usually have fruit and coffee, but at the weekend we sometimes have cake.





## 2 LISTENING

**a** **3.10** Listen to the conversation. Tick (✓) the food and drink words you hear.

cheese	<input checked="" type="checkbox"/>
meat	<input type="checkbox"/>
egg	<input type="checkbox"/>
fish	<input type="checkbox"/>
chocolate	<input type="checkbox"/>

banana	<input type="checkbox"/>
ice cream	<input type="checkbox"/>
tea	<input type="checkbox"/>
fruit juice	<input type="checkbox"/>
water	<input type="checkbox"/>

# Review

## 1 GRAMMAR

Tick (✓) the sentences that are correct. Correct the mistakes.

- 1 ☒ Do you like eggs?
- 2 ☐ I never eat cake.
- 3 ☐ We have sometimes pizza.
- 4 ☐ They don't like ice cream.
- 5 ☐ I like fruit.
- 6 ☐ I not like cheese.
- 7 ☐ You like meat?
- 8 ☐ They eat usually pizza for lunch.

## 2 VOCABULARY

Tick (✓) the sentences that are correct. Correct the mistakes.

- 1 ☐ I like vegetables.  
I like *vegetables*.
- 2 ☐ We have lunch at 12:45 pm.
- 3 ☐ We eat rice for lunch every day.
- 4 ☐ Do you have an apple?
- 5 ☐ I never eat biscuits.
- 6 ☐ We have a breakfast at 7:30 am.
- 7 ☐ I don't like cake.
- 8 ☐ That sandwich is very big!







## CAN DO OBJECTIVES

- Talk about your life and ask about others'
- Talk about your family
- Ask and talk about photos

# UNIT 4

## My life and my family



# 4A What do you study?

Learn to ask and talk about your life

**G** Present simple: Wh- questions

**V** Common verbs



## 1 VOCABULARY Common verbs

**a** **2.13** Match sentences 1–5 with pictures a–e. Listen and check.

- |                                 |                                      |
|---------------------------------|--------------------------------------|
| 1 I <b>study</b> at university. | 4 We <b>live</b> in London.          |
| 2 I <b>work</b> in an office.   | 5 We <b>go</b> to the gym every day. |
| 3 I <b>speak</b> Japanese.      |                                      |

**b** Which sentences in 1a are true for you?

**c** Now go to Vocabulary Focus 4A on **p.136**



## 2 READING

**a** Read Matt's blog. Which sentence is true?

- 'I live and I work in London.'
- 'I live in Barcelona and I work in London.'
- 'I speak Spanish very well.'




## BREAKFAST IN BARCELONA AND LUNCH IN LONDON – JUST A NORMAL DAY FOR MATT!

### HERE'S HIS STORY:

I work in London. Flats are very expensive there. In Barcelona, in Spain, flats aren't very expensive and they're nice and big. So I work in London, but I live in Barcelona! I fly from Barcelona to London on Monday. I work there for three days and I stay with my sister. Then I fly to Barcelona again and I work at home two days a week. I don't speak Spanish very well, so I study Spanish at a language school and I go to classes on Saturday. I love Barcelona – it's a beautiful city and it's great to live here!



c  What do you think of Matt's life?

**Language Plus** *study*

... at university / school / an English language school

**study** ... English / Spanish / Arabic

... a subject (*art, maths*)

d Write sentences about you.

I live ...      I work / study ...      I study English ...

e  Tell a partner your sentences in 2d.





## 4A Common verbs

a  2.14 Listen to the sentences. Repeat the verbs.



1 We **live** in a big house.



2 I **work** in a factory.



3 I **speak** Spanish.



4 We **study** at school.



5 I **go** to the cinema every weekend.



6 I **teach** young children.



7 We **play** tennis on Saturdays.



8 I **meet** my friends for coffee every day.

### 3 LISTENING

**a** 2.15 Listen to Tom and Miriam. Who lives in Auckland but works in Wellington?

**b** 2.15 Listen again. Underline the correct answers.

- 1 Miriam is *Brazilian* / *a New Zealander*.
- 2 Her home's in *Brazil* / *New Zealand*.
- 3 Her job *is* / *isn't* near her home.
- 4 She *is* / *isn't* married.
- 5 Miriam and Bernardo speak *English* / *Portuguese* together.



### 4 GRAMMAR

#### Present simple: Wh- questions

**a** 2.16 Complete the questions in the table. Listen and check.


Yes/No questions	
_____ you work at home?	Yes, I work two days at home. No, I work in an office.
Wh- questions	
Where _____ you live?	I live in Auckland.
When _____ you have dinner?	I have dinner at 8:00.
What _____ you study at university?	I study Italian.







**b** ▶ Now go to Grammar Focus 4A on p.118 

**c**  **2.19** Put the words in the correct order to make questions. Listen and check.


1 you work / do / in an office ?

4 university / study at / do you ?


2 do / where / you work ?

5 do / speak Spanish / you ?

3 where / you live / do ?

**d**  **2.19 Pronunciation** Listen to the questions in 4c again. Notice the stressed words.

1 Do you work in an office?


**e**  **2.19** Tick (✓) the words we stress. Then listen to the questions in 4c again and repeat.

1 ☐ question word (e.g. *where*)

3 ☐ main verb (e.g. *work*)

2 ☐ *do*

4 ☐ preposition (e.g. *in*)

**f**  Ask and answer the questions in 4c with a partner.







## 4A Present simple: Wh- questions



2.17

Wh- questions with be	
What's your name?	My name's Lucia.
When <b>are</b> you at home?	We're at home this evening.
Where <b>are</b> they from?	They're from Brazil.

NOT ~~What your name is?~~ OR ~~Where you are from?~~



Tip

Wh- word + is / are + person (you / they, etc.)?



2.18

Wh- questions with other verbs	
Where <b>do</b> you <b>live</b> ?	I <b>live</b> in Barcelona.
What <b>do</b> you <b>study</b> ?	We <b>study</b> Russian.
When <b>do</b> they <b>go</b> to school?	They <b>go</b> to school at 8:00.

NOT ~~Where you live?~~ OR ~~Where live you?~~



Tip

Wh- word + do + person (you / they, etc.) + verb?

# 4B She has a sister and a brother

Learn to talk about your family

**G** Present simple: *he / she / it* positive

**V** Family and people; Numbers 2

## 1 READING AND LISTENING

**a** Match sentences 1–6 with pictures a–f.

- 1 Film stars and brothers, Liam and Chris Hemsworth.
- 2 Colombian pop star Shakira with her parents.
- 3 Football player Cristiano Ronaldo as a boy with his father and his two sisters.
- 4 Hillary Clinton with her husband, Bill Clinton, and their daughter, Chelsea.
- 5 Will Smith with his wife, Jada, and Will's three children.
- 6 Actor George Clooney as a child with his sister, Adelia, and his mother.







## 2 VOCABULARY Family and people



- a** Complete the table. Use words from 1a.

	
mother _____	father son
wife _____	brother

- b** Which word in the sentences in 1a means ... ?

1 mother and father      2 boys and girls

- c** Look at the family tree. Which people ... ?

1 are married      3 have a sister  
2 have a brother      4 have a child / children

- d**  Work in pairs.

Student A: choose a person from the family tree.  
Student B: ask questions to guess who Student A is.

Then swap roles.

Are you married?




Yes.

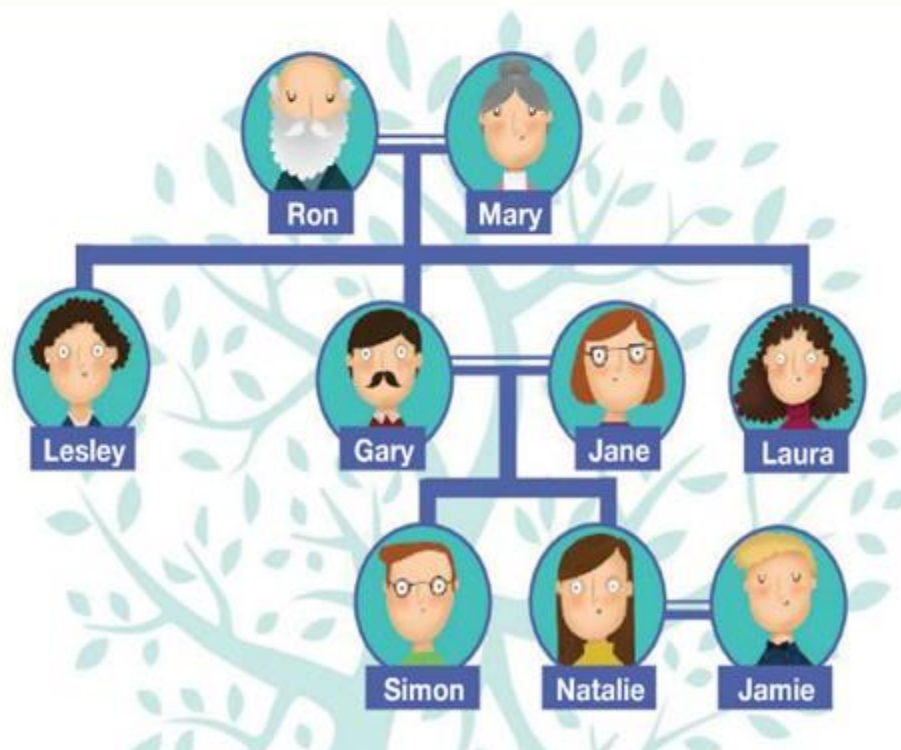
Do you have children?

Yes.

- e**  Now go to Vocabulary Focus 4B Family and people on **p.135** 

### f Sound and spelling /ð/

-  **2.23** Listen and practise this sound.  
/ð/ mother
-  **2.24** /ð/ is usually spelled *th*. Listen to the words and repeat.  
this that father they brother then
-  Practise saying the words.







## 4B Family and people

**a**  2.21 Listen and repeat the words.

**b**  Look at the words in a. Complete 1–10.





**b** Where do they live? Write the names of countries.

- |           |          |
|-----------|----------|
| 1 Daniela | 4 María  |
| 2 Carlos  | 5 Mehmet |
| 3 Alex    |          |

**c** Daniela is forty-six. How old are ... ? (Write the numbers in words.)

- |          |        |         |
|----------|--------|---------|
| 1 Carlos | 2 Alex | 3 María |
|----------|--------|---------|



**Language Plus** How old ... ?

*How old is she?*

*She's 25.*

*How old are her children?*

*They're three and five.*

**Note:** We use *be*, not *have*, to ask about age.



**d** Now go to Vocabulary Focus 4B Numbers 2 on p.146

**e** Write the names of three famous people. How old are they? If you don't know, guess! Read out the names. What do other students think?

Madonna.

I think she's 50.

### 3 READING AND VOCABULARY Numbers 2

**a** Read *An international family*. Are the sentences true or false?

- Pablo and Alicia have two small children.
- María is married and lives in Turkey.
- Only Pablo and Alicia live in Mexico.



## An international *family*



Pablo and Alicia Moreno are married. Pablo is from Spain and Alicia is from Buenos Aires, in Argentina, but they live in New York. Their family is very international!

Alicia has a sister and a brother. Her sister Daniela is 46. She lives in Buenos Aires and her mother lives there too. Her brother Carlos is 37. He lives in Brazil and he works in São Paulo.

Alicia and Pablo have two children. Their son Alex is 19. He's at university in Mexico and he lives there too. Their daughter María is 24. She lives in Istanbul with her Turkish husband, Mehmet.

## 4 GRAMMAR

### Present simple: *he / she / it* positive

**a** Look at the verbs in the table and answer the questions.

- How are the verbs in A different from the verbs in B?
- How is *has* different?

I / we / you / they	he / she
A I <b>work</b> in an office. We <b>have</b> two children. They <b>live</b> in New York.	B He <b>works</b> in São Paulo. She <b>has</b> a sister and a brother. She <b>lives</b> in Buenos Aires.

**b** Complete the sentences with verbs from 4a.

- He \_\_\_\_\_ in an office.
- He \_\_\_\_\_ at home with his parents.
- Her mother \_\_\_\_\_ a flat in New York.

**c** Now go to Grammar Focus 4B on p.118

## 5 SPEAKING

**a** Tell your partner about your family. Use the verbs in the box. Listen, but don't make notes.

have go study live work

My brother has two children – a boy and a girl.





## 4B Present simple: he / she / it positive



	+	
he	My brother <b>works</b> He <b>lives</b>	in a hotel. in a small house.
she	Ingrid <b>lives</b> She <b>works</b>	in Berlin. in an office.
it	My room <b>has</b> It <b>has</b>	a big window. a big table.



Tip

I / you / we / they **work** in a hotel.

He / She **works** in a hotel.

### SPELLING: verb + -s

most verbs → add -s	work → <b>works</b> live → <b>lives</b>
consonant + -y → -y add -ies	study → <b>studies</b>
ends in -o, -ch, -ss, -s, -sh and -x → add -es	go → <b>goes</b> do → <b>does</b> teach → <b>teaches</b>
irregular	have → <b>has</b>

He **studies** NOT He ~~studys~~

She **has** NOT She ~~haves~~

# 4C Everyday English

This is me with my father




Learn to ask and talk about photos

**P** Sound and spelling: /tʃ/ and /tʁ/

**W** Photo captions


## 1 LISTENING


**a**  Ask and answer the questions.

- 1 Do you have photos of family and friends with you?
- 2 Where do you have them, on your phone or in your wallet?
- 3 How often do you look at them?

**b**  Look at picture a and answer the questions.

- 1 Is Sophia happy or sad?
- 2 Why does she feel happy / sad?

 **c**  **2.27** Watch or listen to Part 1. Are your ideas in 1b correct?

 **d**  **2.28** Watch or listen to Part 2. Answer the questions.

- 1 How many people does Sophia talk about?
- 2 How many people does Megan talk about?



- e** **2.28** Complete the information about Sophia and Megan's families with the words in the box. Then watch or listen to Part 2 again and check your answers.

sister cousin teacher hotel computers  
supermarket

Sophia's mother's a <sup>1</sup>\_\_\_\_\_ and her father's the manager of a <sup>2</sup>\_\_\_\_\_. She has a <sup>3</sup>\_\_\_\_\_, Jackie. Jackie has two girls, Kylie and Amanda.

Megan has a brother, Mike. He works with <sup>4</sup>\_\_\_\_\_ and is married to Helen. She's the manager of a <sup>5</sup>\_\_\_\_\_. Megan also has a <sup>6</sup>\_\_\_\_\_, James.

- f** Talk about a favourite photo of your family. Who's in it?







## 2 USEFUL LANGUAGE Asking and talking about photos

a Look at expressions 1–7 from Part 2. Do we use them to ... ?

- a ask about photos
- b talk about your photos
- c talk about another person's photos


- 1 This is my mother.
- 2 Do you have photos of your family?
- 3 Nice picture!
- 4 Can I see them?
- 5 Who's this?
- 6 They're lovely.
- 7 This is my sister, Jackie.

 b  2.29 Look at expressions 1–4. Are they in group a, b or c in 2a? Listen and check your answers in 2a and 2b.


- 1 This is a picture of my town.
- 2 It's really nice.
- 3 Do you have any pictures of your home?
- 4 These are my friends, Sayeed and Mona.

## 3 PRONUNCIATION

Sound and spelling: /tʃ/ and /dʒ/

a  2.32 Listen and practise these sounds.

- 1 /tʃ/ teacher picture    2 /dʒ/ manager James

 b  2.33 Listen to the **marked** sounds in the words. Which one is different in each group?

- 1 chips jeans question
- 2 large job choose
- 3 orange cheap match
- 4 page cheese Germany

c  Practise saying the words in 3b.

## 5 WRITING

- c** **2.30 Pronunciation** Listen to the sentence. Answer the questions. Listen again and repeat.

This is my mother.

- 1 Do the first two words join?
- 2 Is the pronunciation of *s* the same in *this* and *is*?

- d** **2.31** Complete the conversation with expressions in the box. Listen and check.

Great photo!      Can I see them?  
He's funny.  
Do you have any photos of your friends?

- A** <sup>1</sup> \_\_\_\_\_  
**B** Yes, I do.  
**A** <sup>2</sup> \_\_\_\_\_  
**B** Sure. This is a photo of my friend, Marco.  
**A** <sup>3</sup> \_\_\_\_\_  
**B** And this is me with my friend, Emilio.  
**A** Yes, I know Emilio. <sup>4</sup> \_\_\_\_\_  
**B** You're right – he's really funny.

- e** **2.32** Practise the conversation in 2d. Take turns to be A and B.

- a** Read Sophia's information about her sister. What information is new?



< PREVIOUS

NEXT >

This is my sister Jackie with her two beautiful daughters, Kylie and Amanda. They live in a new house in Toronto – it's very nice. Her husband Tom isn't there, because it's his photo! They're a great family.

- b** **2.33** Now go to Writing Plus 4C on p.155 for Word order.

- c** Write about your photo from 1f. Here are some ideas:

This is my ... with ...      He's / She's / They're ...  
They live ... It's nice / lovely / great!

- d** Read about your partner's photo. How many people does he / she write about?



## 4C Word order

**a** Look at the examples and the word order.

### Word order

- **subject + verb**

*I work.*

*You don't work.*

- **subject + verb + object**

*Clara and Lisa don't have a brother.*

*They speak French.*

- **subject + verb + preposition + noun**

*My daughters study at university.*

*They don't live in a flat.*

- **subject + verb + object + preposition + noun**


*I don't have a phone in my bag.*

*I like milk in my coffee.*


We can use *here* or *there* after a verb.

*I live **there**.*

*You don't work **here**.*

 **b** Tick (✓) the correct sentences.

- a ☐ Tennis we play.  
b ☐ We play tennis.
- a ☐ I don't teach children.  
b ☐ Don't teach children I.
- a ☐ They there don't study.  
b ☐ They don't study there.
- a ☐ My sister in Japan lives.  
b ☐ My sister lives in Japan.
- a ☐ These are my friends.  
b ☐ These my friends are.
- a ☐ I have a flat in New York.  
b ☐ I in New York have a flat.

 **c** Put the words in the correct order to make sentences.  
Remember to use capital letters and full stops.

- don't speak / they / German
- there / have coffee / you
- we / in a factory / don't work
- teaches / at the university / my dad / Italian
- the computer / I / at the office / don't like
- have / in New Zealand / a nice house / they



# UNIT 4

## Review

**d** Match 1–6 with the words in the box.

baby boy girl men woman women

### 1 GRAMMAR

**a** Look at the words and write present simple questions.

- > where / you / live    *Where do you live?*
- 1 what / your name
- 2 when / you / have lunch
- 3 what time / you / go to work
- 4 where / your friends / from
- 5 what / you / study
- 6 where / your school

**b** Ask and answer the questions in 1a.

**c** Correct the underlined words.

- > My son like football. *likes*
- 1 Yoshi work in Berlin.
- 2 Our daughter eat rice every day.
- 3 My city haves two universities.
- 4 Naif go to school at 8:30.
- 5 My dad teachs Spanish.
- 6 My brother studys Russian.

**d** Underline the correct answer.

- 1 When *are* / *'s* / *do* you work?
- 2 María *is live* / *live* / *lives* in Istanbul.
- 3 Where *are* / *is* / *do* you from?
- 4 What *are* / *is* / *do* you have for breakfast?
- 5 What *are* / *is* / *do* their names?
- 6 What time do you *gos* / *go* / *goes* to school?



## 2 VOCABULARY

**a** Cross out the answer which is NOT possible.

> I work *in a factory / in an office / tennis*.

- 1 I meet *my friends for coffee / to the gym / people at work* every day.
- 2 I play *home / football / the guitar*.
- 3 I live in *Italian / a small house / a big city*.
- 4 I teach *at university / to the cinema / young children*.
- 5 I study *English / at university / to school*.
- 6 I speak *Spanish / Russia / Chinese*.

**b** Which information in 2a is true for you? Tell a partner.

**c** Complete the numbers.

- |                          |                  |
|--------------------------|------------------|
| > 29 <u>twenty-</u> nine | 5 96 _____ six   |
| 1 31 _____ one           | 6 53 _____ three |
| 2 24 _____ four          | 7 48 _____ eight |
| 3 75 _____ five          | 8 67 _____ seven |
| 4 82 _____ two           | 9 100 a _____    |



## 3 SOUND AND SPELLING

**a** Underline ONE or TWO /ð/ sounds in each sentence. Practise saying the sentences.

- 1 These are my friends.
- 2 I study there.
- 3 This is my father.
- 4 They're at the cinema.
- 5 They teach at the university.
- 6 I like their daughter.

**b** Look at the information in the table.

/tʃ/	/dʒ/	/s/
teach	manager	study
picture	gym	office
child	Julia	cinema

**c** Are the **marked** sounds the same (S) or different (D)? Practise saying the sentences.

- > We're on page **seventy-two**. D
- > The office is number **sixty-three**. S
- 1 **G**ary is a manager.
  - 2 **J**ohn speaks **G**erman.
  - 3 It's a picture of the **g**ym.
  - 4 Is the univ**er**sity nice?
  - 5 It's a qu**es**tion about **ch**ildren.
  - 6 It's a **s**mall **c**inema.



## REVIEW YOUR PROGRESS

How well did you do in this unit? Write 3, 2, or 1 for each objective.

3 = very well    2 = well    1 = not so well

### I CAN ...

talk about my life and ask about others

☐

talk about my family

☐

ask and talk about photos

☐

# UNIT 4

## Reading and listening extension

### 1 READING

- a** Read the email and match the people 1–6 to the places a–f.
- |  |                 |
|--|-----------------|
| 1 <input checked="" type="checkbox"/> Daniel | a Warsaw        |
| 2 <input type="checkbox"/> Eileen            | b Moscow        |
| 3 <input type="checkbox"/> Elizabetta        | c Edinburgh     |
| 4 <input type="checkbox"/> Greg and Maria    | d San Francisco |
| 5 <input type="checkbox"/> Jon               | e Mexico City   |
| 6 <input type="checkbox"/> Tom               | f Washington    |

- b** Read the email again. Complete the family tree with the names in the box.

Jeff	Anna	Olga	Elizabetta
Maria	Daniel	Greg	Tom



Hi Eileen,

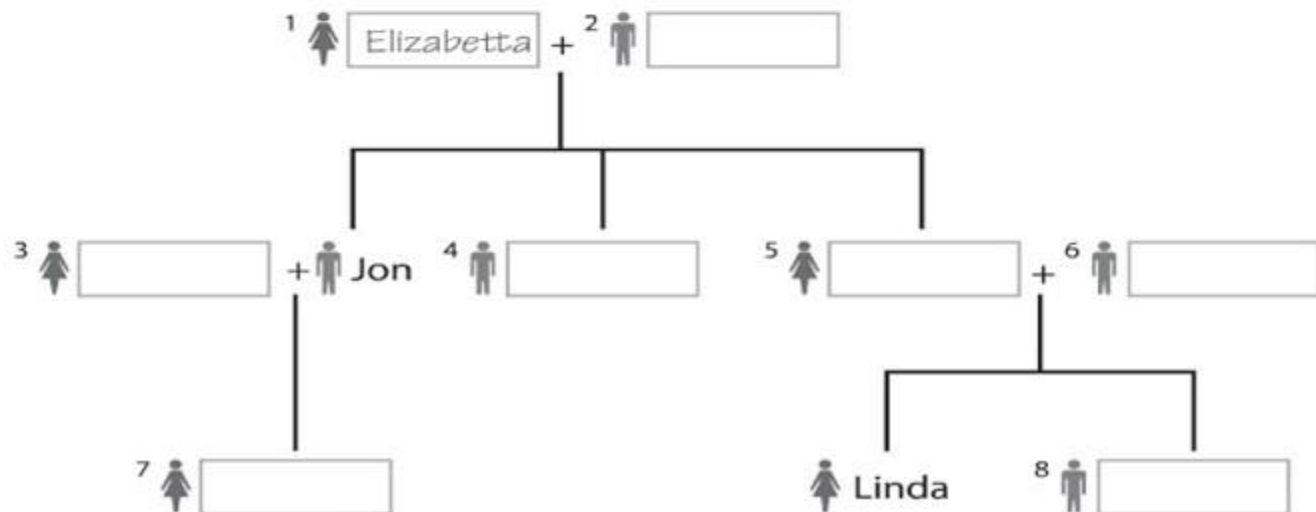
Thanks for your email. I love the photos of your family. You have a big family! My family is small. Here's a new photo of us on holiday.

I'm with my husband, Greg, our daughter, Linda, and our son, Jeff. My parents, Tom and Elizabetta, are in the photo, too. My dad is American. He's from San Francisco, but my mother comes from Warsaw in Poland. Greg and I live in Washington with our children. Greg works in an office and I'm a teacher (as you know). Greg's parents live in Washington, too, so we see them one or two days a week, but my mum and dad are in California. We usually have holidays with them.

I have two brothers, Daniel and Jon. They aren't in the photo. Daniel is an English teacher in Mexico City and Jon lives in Moscow. Jon's wife, Anna, is Russian and they have a daughter. Her name's Olga. We sometimes see them in the holidays. Olga is five and she speaks Russian and English very well.

Write soon and tell me more about your life in Edinburgh.


Maria







## 2 LISTENING

- a**  **4.6** Listen to the conversation. Put the subjects in the order you hear them.

- ☐ a holiday
- ☐ language lessons
- ☐ working at a university
- ☐ parents
- ☐ studying at a university

- b**  **4.6** Listen again and underline the correct words.

- 1 Bob / Kerry has a job.
- 2 Bob / Kerry lives in London.
- 3 Bob / Kerry studies at university.
- 4 Bob / Kerry works in Hong Kong.
- 5 Bob / Kerry lives in a house.
- 6 Bob / Kerry has language classes.
- 7 Bob / Kerry is on holiday.
- 8 Bob's / Kerry's parents live in France.



## 1 GRAMMAR

Correct the mistakes.

- 1 Where you study?  
*Where do you study?*
- 2 He work in Barcelona.
- 3 She have two brothers.
- 4 What your name is?
- 5 Her husband gos to work in the evening.
- 6 My sister studys German.
- 7 Where live you?
- 8 Where you from?



## 2 VOCABULARY

Tick (✓) the sentences that are correct. Correct the mistakes.

- 1 ☒ I teach children.
- 2 ☐ Our English class has six woman and two men.
- 3 ☐ I speak Italian.
- 4 ☐ My sister is twenty and five years old.
- 5 ☐ I study at high school.
- 6 ☐ Their son is thirty-three and their daughter is thirty-five.
- 7 ☐ His mother is hundred years old.